

Hardware



Norwich Cathedral Visitors Centre and Refectory, Norwich, UK

Contents

Hardware	5	Spindle 7x7mm and 8x8mm	82
References	7	Spindle f/dummy mounting or pull lever spindle	83
SKG Product certificate	9	Spindle 9x9mm	84
Approved by Holzforschung Austria	10	Split spindle	84
Handing of doors		One way spindle	86
Lever L shape 14mm	14	Single sided spindle	86
Lever U shape 14mm	16	Single sided spindle f/lock case w/split follower	86
Lever Coupe shape	18	Tools	88
Lever L shape 16mm	20	Drilling tools	90
Lever U shape 16mm	22	Screws	92
Lever C shape 16mm	24	Return spring and fixing bush	94
Lever U2 shape 16mm	26	Roses w/ball bearing	96
Lever M shape 16mm	28	Roses f/dummy levers/knobs	98
Lever LF shape 16mm	30	Ø50mm key, blind and budget lock escutcheons	100
Lever UF shape 16mm	32	Oval 30x65mm key and blind escutcheons	102
Lever LF shape 16mm	34	Ø50mm cylinder escutcheons ASSA	104
Lever UF shape 16mm	36	Ø50mm cylinder escutcheons PZ	106
Lever L shape 19mm	38	Ø50mm cylinder escutcheons UNION	108
Lever U shape 19mm	40	Ø50mm cylinder escutcheons KESO/KABA	110
Lever C shape 19mm	42	Safety cylinder escutcheons	112
Lever U2 shape 19mm	44	Ø55mm safety cylinder escutcheons	114
Lever C2 shape 19mm	46	Oval 30x65mm cylinder escutcheons PZ	116
Lever M shape 19mm	48	Oval 30x65mm cylinder escutcheons ASSA	118
Lever LF shape 19mm	50	Oval 30x65mm cylinder escutcheons KESO/KABA	120
Lever UF shape 19mm	52	Thumb turn	122
Lever LF shape 19mm	54	Ø50mm thumb turn – disabled	124
Lever UF shape 19mm	56	Emergency exit dome	126
Lever B shape 19mm	58	Ø50mm toilet indicator	128
Lever FF shape 19mm	60	Ø50mm toilet indicator – disabled	130
Lever FFG shape 19mm	62	Surface toilet indicator set	132
Door lever FFU shape 19mm	64	Flush pull toilet indicator	134
Lever O shape 19mm	66	Flush pull handle round	136
Lever L shape 22mm	68	Flush pull handle oval	138
Lever U shape 22mm	70		
Lever FK shape offset knob	72		
Lever CK shape cylindrical knob	74		
Lever KK shape round knob	76		
Ø130mm knob	78		
Lever extension	80		

Back plates MATRIX SKA standard	139	Back plates MATRIX DIN standard	179
210x60x2mm		210x60x2mm, 210x42x2mm and 170x60x2mm	
Blind	142	Blind	182
W/lever hole	144	W/lever hole	184
Oval cylinder	146	PZ cylinder	186
Round cylinder	148	Keso/kaba cylinder	188
Thumb turn	150	Thumb turn	190
Thumb turn disabled	152	Thumb turn disabled	192
Toilet	154	Toilet	194
		Keyhole	196
210x30x3mm		210x30x2mm	
Blind	156	W/lever hole	198
W/lever hole	158	PZ cylinder	200
Oval cylinder	160	Thumb turn	202
Rococo cylinder	162	Toilet	204
Thumb turn	164		
175x175x2mm		175x175x2mm	
Blind	166	W/lever hole	206
W/lever hole	168	PZ cylinder	208
Round cylinder	172	Thumb turn	210
Thumb turn	174	Thumb turn disabled	212
Thumb turn disabled	176	Toilet	214
Toilet	178	Keyhole	216
		Security rose SKG***	218
		Security backplate SKG***	220
		Security backplate SKG***	222

Bell push	224	Window lever L shape 14mm	296
Square pictograms 175x175mm	226	Window lever U shape 14mm	298
Pictograms	228	Window lever L shape 16mm	300
Futura heavy numerals and letters	230	Window lever U shape 16mm	302
Cabinet pull handle straight Ø10mm	232	Window lever L shape cranked 16mm	304
Knob handle	234	Window lever C shape 16mm	306
Cabinet pull handle	236	Window lever M shape 16mm	308
PZ Cylinder pull handle	238	Window lever FF shape 16mm	310
Pull handle straight Ø14mm	240	Window lever T shape 16mm	312
Pull handle cranked Ø14mm	242	Window lever L shape 16mm CLICK STOP	314
Pull handle straight Ø19mm	244	Window lever U shape 16mm CLICK STOP	316
Pull handle cranked Ø19mm	248	Window lever M shape 16mm CLICK STOP	318
Pull handle straight Ø25mm	250	Window lever C shape 16mm CLICK STOP	320
Pull handle cranked Ø25mm	254	Window lever FF shape 16mm CLICK STOP	322
Pull handle straight Ø32mm	256	Window lever FFG shape 16mm CLICK STOP	324
Pull handle cranked Ø32mm	258	Spindle and reduction bush f/window lever	326
Pull handle straight FF Ø14mm	260	Handrail brackets	328
Pull handle straight FF Ø19mm	262	Hooks	330
Pull handle straight FF Ø25mm	264		
Pull handle straight FF Ø32mm	266		
Heavy straight pull handle Ø20mm	268		
Heavy straight pull handle Ø32mm	270		
Heavy straight pull handle Ø38mm	272		
Circular pull	274		
Pull handle on back plate Ø14mm	276		
Pull handle on back plate Ø19mm	278		
Elbow pull handle Ø16mm	280		
Screws and bolts for pull handles	286		
Screws and bolts for pull handles	288		
Fittings for pull handles	290		
Wall door stop	292		
Floor door stop	294		

Hardware



The Royal Danish Playhouse, Copenhagen

The room

When entering a room the door lever is the first object you touch. If the object is crude or has an odd unexpected shape, it is bound to taint the user's interpretation of the room's visual qualities.

Conversely, the appearance of a product should make the thought of touching it appealing – without attracting so much attention that the products begins to tire the user's eye after a month or two, which is why the d line door levers, pull handles etc. all are developed under a constant balancing act between the impact of different sensations – those induced by sight, sound and touch.

d line is a simple and functional design but the minimalistic exterior hides advanced technic that ensures the hardware's strength and durability for many years to come.

The products

The products in d line's hardware series can be used in all areas and are well suited for high traffic areas such as commercial or government buildings due to the ball bearing mechanism in all d line levers and the strength and varied range of products to go with them.

The d line hardware series is a complete range of hardware products from levers, back plates, pull handles, window handles and door stops. Strength, endurance and functionalism play an integral role in our product development and in the overall shape and character of the products. In keeping with the high technical standards of the design phase and an unrelenting dedication to advances in engineering, these qualities continue to raise the bar and thus the d line series to a level of timelessness.



Boutique GUBI, Copenhagen

The material

All accessories are manufactured in marine quality stainless steel. The high humidity level in the bathroom setting necessitates the use of a non-corrosive rust resistant stainless steel. The only steel used in our complete product program is AISI 316, also known as marine quality stainless steel. AISI 316 is one of the strongest and most resilient alloys on the market today.

Cleaning, care and maintenance

Stainless steel is easy to clean. Washing with soap or a mild detergent and warm water followed by a clean water rinse is usually quite adequate for domestic and architectural equipment. An enhanced appearance will be achieved if the cleaned surface is finally wiped dry. Specific methods of cleaning may apply and if so instructions will be provided.

Design that endures

From the perspective of design, d line tries to keep it simple!

The d line hardware are quite capable of standing alone with it's light classic design that looks as though the lines were drawn just a few years back, but on the contrary are almost 40 years old.

At d line we ensure that our products live up to highest demands in quality, functionality and simplicity so that we can supplement any other product used in the room at any given time. As said by d lines head designer Knud Holscher:

"Very simple ironmongery is to architects what buttons are to a shirt; both should support the design and not distract from the overall expression."

At d line we are proud to offer such a wide selection of not only hardware, but bathroom and sanitary products of the same high d line design quality - products that ensure that the environment, in which they are installed, live up to the demands of tomorrow.



References



The Bank

Owner Kroonenberg Group
Builder Midreth BV
Architect Rijnboutt Architecten
Client Intermat Mijdrecht
Country Netherlands

The Bank was built between 1926 and 1932 and was the first ABN Bank in Amsterdam. The design of this typical example of solid stateliness was in the hands of architects B.J. and W.B. Ouëndag, as well as the founder of the Amsterdam School of Architecture, H.P. Berlage.



The Kameha Grand

Interior designer Marcel Wanders
Size 19,000 sq.m
Architect Karl-Heinz Schommer
Client Lifestyle Hospitality & Entertainment Group
Country Germany

The Kameha Grand Bonn opened in late autumn 2009; it has 254 rooms, including 62 suites and a flexible partitionable conference or ballroom that can accommodate up to 2,500 guests. The Kameha Grand Bonn has won the prestigious MIPIM Award and the international Real Estate Industry Award. The hotel impressed tradeshow visitors and the jury in the category "Hotels & Touristic Resorts."



Bella Sky Comwell Copenhagen

Owner and developer Bella Center
Architect 3XN
Floor area 42,000 sq.m. (814 rooms / 23 floors)
Country Denmark

Bella Sky Comwell is a four star conference hotel, adjacent to Bella Convention & Congress Center in the Ørestad district of Copenhagen. With 814 rooms, it is the largest hotel in Scandinavia. Consisting of two asymmetrical towers, the hotel's form depends on the vantage point. The towers are distinguished by a dynamic and graphic skin of triangular panels, and even from a great distance, the slightly pixelating effect is visible. The lobby merges into the entrance of the Bella Center and causes a twist of the ground floor, lending the hotel a dramatic street presence.



Certificates

SKG Product certificate
448 . 630 . 04

Certificate holder:
 d line as
 Røholmsvej 12F
 DK-2620 Albertslund (DK)

T: 0045 72170138
 F: 0045 72170139
 E: info@dline.com
 I: www.dline.com

Receives address:
 Nieuwe Kanaal 9F
 Wageningen
 Postadres
 Postbus 362
 6700 AJ WAGENINGEN

T 0317 - 421 720
 F 0317 - 421 677
 E info@skg.nl
 I www.skg.nl

date of issue: **28-nov-2011**
 replace version:
 date of expire: **28-nov-2016**

Declaration of SKG:

SKG declares that Lever handles and knob furniture, produced by or on behalf of the certificate owner:
 Delivered under type- and / or article number:
 Ø14: model L, U
 Ø16: model L, U, U2, M, UF, LF, C, C2
 Ø19: model L, U, U2, M, UF, LF, C, C2, B, FF, FFG, O


with the following technical specification:
Stainless steel lever handles on aluminum roses, solid roses or back plates- Unsprung

Meets the classification according **EN 1906 : 2010**

digit	1	2	3	4	5	6	7	8
grade	4	7	-	0	1	4	0	U
	Category of use	Durability	Door mass	Suitability for use on fire / smoke doors	Safety	Corrosion resistance	Security	Type of operation

as determined by SKG and reported in test report **SKG 11-401**

Wageningen, 28-nov-2011


 ir. Harm A.J. van Dantel
 certificate manager

This certificate is in accordance with the SKG Regulations approval, product certification and process certification: 2011.

VALIDITY OF THIS PRODUCT CERTIFICATE
 This product certificate is valid as long as all the obligations bound herewith are met and in so far as the period of validity has, for whatever reason, not been terminated at an earlier date.
 Validity is cancelled in any case when:
 1. the certificate is provided for a different use;
 2. the certificate is discontinued by one of the parties;
 3. the certificate is issued on a non-current date;
 4. the expiry date mentioned on the front page is reached.
 Names of the Product Certificate are deleted to request from SKG as to whether this document is still valid.

digit	1	2	3	4	5	6	7	8
grade	4	7	-	0	1	4	0	U
	Category of use	Durability	Door mass	Suitability for use on fire / smoke doors	Safety	Corrosion resistance	Security	Type of operation

SKG Product certificate

The distinctive character of d line is founded on a conviction that design has to be minimalist and efficient – a principle realized through form, strength and function. Over a period of four decades the d line range is awarded with many international design prizes. The quality level of our products is almost a standard, but to comply with the most stringent European quality demands, innovation of our products is necessary.

A recent test made by SKG, a Dutch independent European recognized test institute, has proven all d line door levers have superior strength and resulted in a EN 1906 approval of the highest category of use class 4.

Certificates for SKG narrow / long plate and cylinder rose

SKG certificate
448 . 633 . 01



Certificate holder:
d line as
Roboløsning 13F
DK-2620 Albertslund DENMARK
T: +45 (0) 7217 0138
E: info@dline.com
I: www.dline.com

Agent in the Netherlands
d line as
Postbus 95325
1090 HH Amsterdam

Address
Nieuwe Kanaal 9F
Wageningen
Postbus 302
6700 AJ Wageningen
T 0317 - 421 720
F 0317 - 421 677
E info@skg.nl
I www.skg.nl

Date of issue: 21-nov-2011
Verify at www.sterrenlijzer.nl if this certificate is still valid and actual

Declaration of SKG:
SKG declares that the by or on behalf of the certificate owner produced building hardware product:

narrow plate
delivered under logo or brand:
d-line
delivered under type- and / or article number:
14-2563.02.xxx - 14-2643.02.xxx

meets class 3 STAR according BRL 3104: 15-10-2010 and NEN 5089: 2009
if the product is indelibly marked with the SKG security mark, as shown aside.



Wageningen, 21-nov-2011
E. H.P.C.A. Van Dalen
certification manager

This certificate is in accordance with the SKG Regulations approval, product certification and process certification 2011.
Validity of this certificate:
This certificate is valid for as long as all the obligations based hereon are met and it is for the period of validity has, for whatever reason, not been withdrawn or is under suspension.
1. No certificate agreement is documented.
2. No certificate withdrawal.
3. This certificate is issued in accordance with the SKG Regulations.

SKG certificate
448 . 632 . 02



Certificate holder:
d line as
Roboløsning 13F
DK-2620 Albertslund DENMARK
T: +45 (0) 7217 0138
E: info@dline.com
I: www.dline.com

Agent in the Netherlands
d line as
Postbus 95325
1090 HH Amsterdam

Address
Nieuwe Kanaal 9F
Wageningen
Postbus 302
6700 AJ Wageningen
T 0317 - 421 720
F 0317 - 421 677
E info@skg.nl
I www.skg.nl

Date of issue: 21-nov-2011
Verify at www.sterrenlijzer.nl if this certificate is still valid and actual

Declaration of SKG:
SKG declares that the by or on behalf of the certificate owner produced building hardware product:

cylinder rose
delivered under logo or brand:
d-line
delivered under type- and / or article number:
14-2408.02.118

meets class 3 STAR according BRL 3104: 15-10-2010 and NEN 5089: 2009
if the product is indelibly marked with the SKG security mark, as shown aside.



Wageningen, 21-nov-2011
E. H.P.C.A. Van Dalen
certification manager

This certificate is in accordance with the SKG Regulations approval, product certification and process certification 2011.
Validity of this certificate:
This certificate is valid for as long as all the obligations based hereon are met and it is for the period of validity has, for whatever reason, not been withdrawn or is under suspension.
1. No certificate agreement is documented.
2. No certificate withdrawal.
3. This certificate is issued in accordance with the SKG Regulations.

SKG certificate
448 . 632 . 03



Certificate holder:
d line as
Roboløsning 13F
DK-2620 Albertslund DENMARK
T: +45 (0) 7217 0138
E: info@dline.com
I: www.dline.com

Agent in the Netherlands
d line as
Postbus 95325
1090 HH Amsterdam

Address
Nieuwe Kanaal 9F
Wageningen
Postbus 302
6700 AJ Wageningen
T 0317 - 421 720
F 0317 - 421 677
E info@skg.nl
I www.skg.nl

Date of issue: 21-nov-2011
Verify at www.sterrenlijzer.nl if this certificate is still valid and actual

Declaration of SKG:
SKG declares that the by or on behalf of the certificate owner produced building hardware product:

long plate
delivered under logo or brand:
d-line
delivered under type- and / or article number:
14-2563.02.xxx - 14-2603.02.xxx

meets class 3 STAR according BRL 3104: 15-10-2010 and NEN 5089: 2009
if the product is indelibly marked with the SKG security mark, as shown aside.



Wageningen, 21-nov-2011
E. H.P.C.A. Van Dalen
certification manager

This certificate is in accordance with the SKG Regulations approval, product certification and process certification 2011.
Validity of this certificate:
This certificate is valid for as long as all the obligations based hereon are met and it is for the period of validity has, for whatever reason, not been withdrawn or is under suspension.
1. No certificate agreement is documented.
2. No certificate withdrawal.
3. This certificate is issued in accordance with the SKG Regulations.

digit	1	2	3	4	5	6	7	8
grade	npd	6	-	npd	0	2	1	npd

for explanation digits see: EN 1906

digit	1	2	3	4	5	6	7	8
grade	npd	6	-	npd	0	2	1	npd

for explanation digits see: EN 1906

digit	1	2	3	4	5	6	7	8
grade	npd	6	-	npd	0	2	1	npd

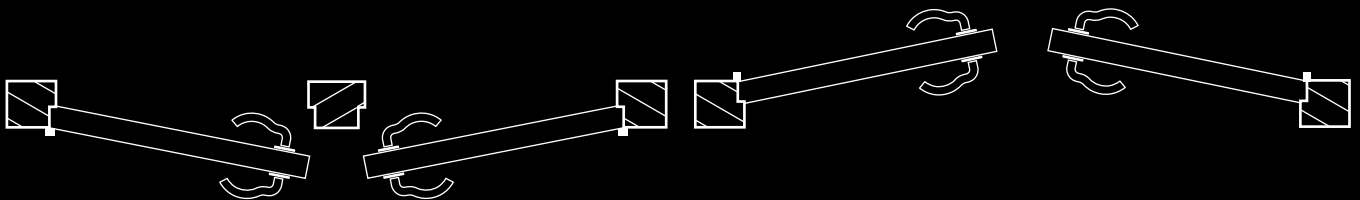
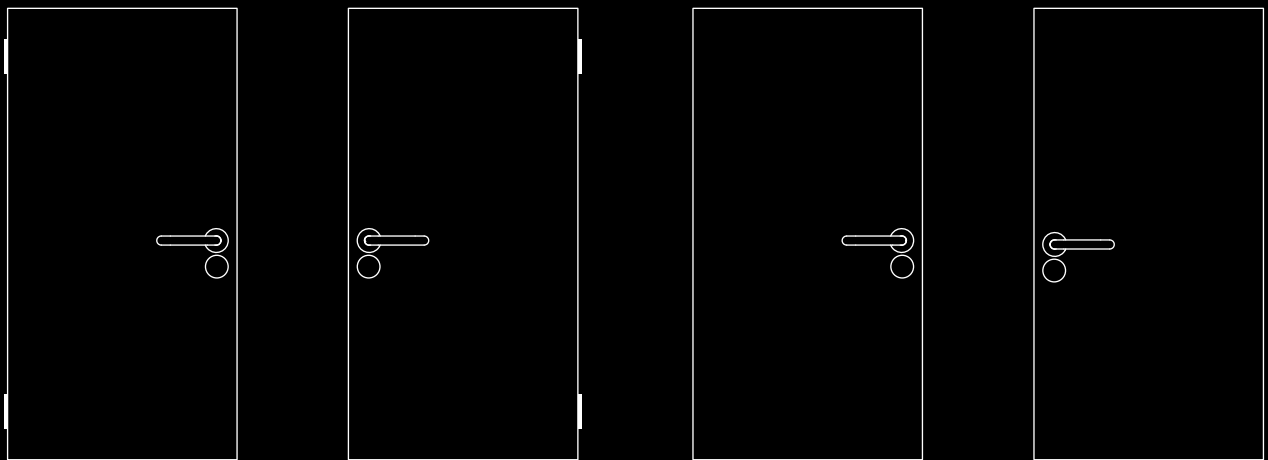
for explanation digits see: EN 1906

Approved by Holzforschung Austria



We are proud to say that d line has been approved by Holzforschung Austria. An accredited research institute, testing and inspection body of the Austrian Society for Wood Research (ÖGH).

Handing of doors



Left hand
opening out

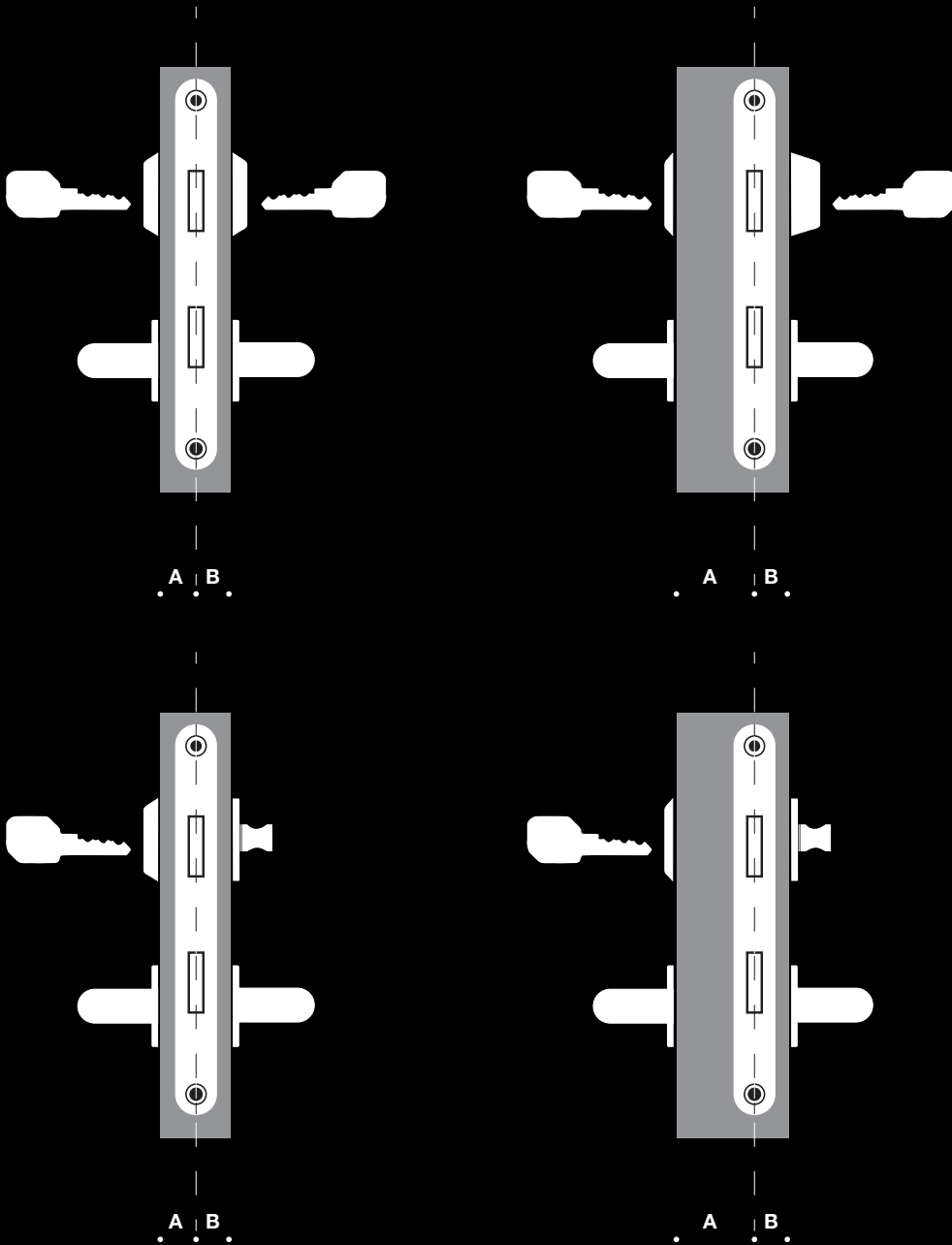
Right hand
opening in

Left hand
opening in

Right hand
opening out

Measures

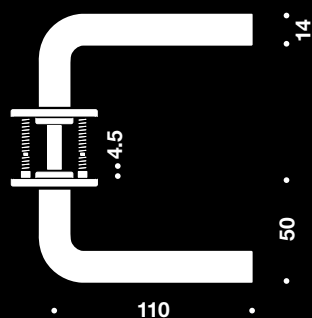
Please be aware of the lock case placement and the A and B measurements when ordering safety cylinder escutcheons and thumb turns.



Lever L shape 14mm



Lever L shape 14mm



Description

Pair 7x7mm, w/snap on cover rose cc30/38mm, 33-59mm

Item number

14.0456.02.010

Pair 8x8mm, w/solid rose cc30mm, 33-59mm

14.0411.02.010

Pair 8x8mm, w/solid rose cc30mm, 59-85mm

14.0411.02.020

Pair 8x8mm, w/solid rose cc38mm, 33-59mm

14.0412.02.010

Pair 8x8mm, w/solid rose cc38mm, 59-85mm


14.0412.02.020

Pair 8x8mm, w/snap on cover rose cc30/38mm, 33-59mm

14.0416.02.011

Pair 8x8mm, w/snap on cover rose cc30/38mm, 59-85mm

14.0416.02.029



Pair 8x8mm, w/snap on cover rose + threaded lugs cc38mm, 33-59mm

14.0419.02.010

Pair 8x8mm, w/snap on cover rose + threaded lugs cc38mm, 59-85mm

14.0419.02.020

Half set 7x7mm, w/snap on cover rose cc30/38mm

14.0456.02.900

Half set 8x8mm, w/solid rose cc30mm

14.0411.02.900

Half set 8x8mm, w/solid rose cc38mm

14.0412.02.900

Half set 8x8mm, w/snap on cover rose cc30/38mm


14.0416.02.908

Half set 8x8mm, w/snap on cover rose + threaded lugs cc38mm, M4 bush

14.0419.02.901

Half set 8x8mm, w/snap on cover rose + threaded lugs cc38mm, Ø4,5 bush

14.0419.02.902



Half set 7x7mm, w/o rose

14.0450.02.900

Half set 8x8mm, w/o rose

14.0410.02.900

EN1906:2010

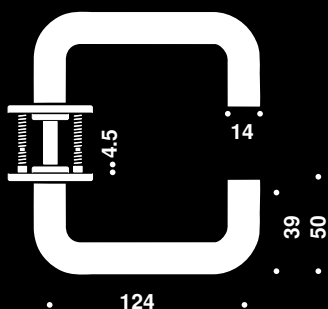


CLASS 4

Lever U shape 14mm



Lever U shape 14mm



Description

Pair 7x7mm, w/snap on cover rose cc30/38mm, 33-59mm

Item number

14.0556.02.010

Pair 8x8mm, w/solid rose cc30mm, 33-59mm

14.0511.02.010

Pair 8x8mm, w/solid rose cc30mm, 59-85mm

14.0511.02.020

Pair 8x8mm, w/solid rose cc38mm, 33-59mm

14.0512.02.010

Pair 8x8mm, w/solid rose cc38mm, 59-85mm

14.0512.02.020

Pair 8x8mm, w/snap on cover rose cc30/38mm, 33-59mm

14.0516.02.017

Pair 8x8mm, w/snap on cover rose cc30/38mm, 59-85mm

14.0516.02.025



Pair 8x8mm, w/snap on cover rose + threaded lugs cc38mm, 33-59mm

14.0519.02.010

Pair 8x8mm, w/snap on cover rose + threaded lugs cc38mm, 59-85mm

14.0519.02.020

Half set 7x7mm, w/snap on cover rose cc30/38mm

14.0556.02.900

Half set 8x8mm, w/solid rose cc30mm

14.0511.02.900

Half set 8x8mm, w/solid rose cc38mm

14.0512.02.900

Half set 8x8mm, w/snap on cover rose cc30/38mm

14.0516.02.904

Half set 8x8mm, w/snap on cover rose + threaded lugs cc38mm, M4 bush

14.0519.02.901

Half set 8x8mm, w/snap on cover rose + threaded lugs cc38mm, M4,5 bush

14.0519.02.902



Half set 7x7mm, w/o rose

14.0550.02.900

Half set 8x8mm, w/o rose

14.0510.02.900

EN1906:2010

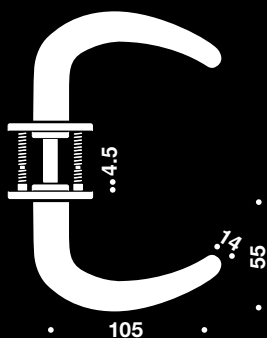


CLASS 4

Lever Coupe shape



Lever Coupe shape



Description

Item number

Pair 7x7mm, w/snap on cover rose cc30/38mm, 33-59mm

14.1156.02.010

Pair 8x8mm, solid rose cc30mm, 33-59mm

14.1111.02.010

Pair 8x8mm, solid rose cc30mm, 59-85mm

14.1111.02.020

Pair 8x8mm, solid rose cc38mm, 33-59mm

14.1112.02.010

Pair 8x8mm, solid rose cc38mm, 59-85mm

14.1116.02.010

Pair 8x8mm, w/snap on cover rose cc30/38mm, 33-59mm

14.1116.02.010

Pair 8x8mm, w/snap on cover rose cc30/38mm, 59-85mm

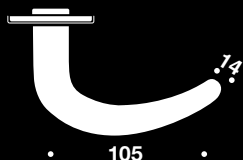
14.1116.02.020

Pair 8x8mm, w/snap on cover rose + threaded lugs cc38mm, 33-59mm

14.1119.02.010

Pair 8x8mm, w/snap on cover rose + threaded lugs cc38mm, 59-85mm

14.1119.02.020



Half set 7x7mm, w/snap on cover rose cc30/38mm

14.1156.02.900

Half set 8x8mm, solid rose cc30mm

14.1111.02.900

Half set 8x8mm, solid rose cc38mm

14.1112.02.900

Half set 8x8mm, w/snap on cover rose cc30/38mm


14.1116.02.900

Half set 8x8mm, w/snap on cover rose + threaded lugs cc38mm, M4 bush

14.1119.02.901

Half set 8x8mm, w/snap on cover rose + threaded lugs cc38mm, M4,5 bush

14.1119.02.902



Half set 7x7mm, w/o rose

14.1150.02.900

Half set, 8x8mm, w/o rose

14.1111.02.010

EN1906:2010

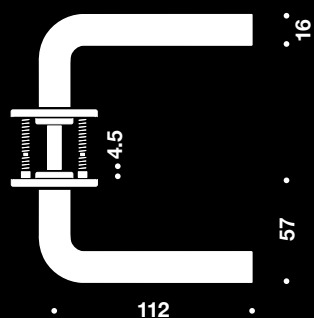


CLASS 4

Lever L shape 16mm



Lever L shape 16mm



Description

Pair 7x7mm, w/snap on cover rose cc30/38mm, 33-59mm

Pair 7x7mm, w/snap on cover rose cc30/38mm, 59-85mm

Pair 8x8mm, w/solid rose cc30mm, 33-59mm

Pair 8x8mm, w/solid rose cc30mm, 59-85mm

Pair 8x8mm, w/solid rose cc38mm, 33-59mm

Pair 8x8mm, w/solid rose cc38mm, 59-85mm

Pair 8x8mm, w/snap on cover rose cc30/38mm, 33-59mm

Pair 8x8mm, w/snap on cover rose cc30/38mm, 59-85mm

Pair 8x8mm, w/snap on cover rose + threaded lugs cc38mm, 33-59mm

Pair 8x8mm, w/snap on cover rose + threaded lugs cc38mm, 59-85mm

Item number

14.1056.02.010

14.1056.02.020

14.1011.02.018

14.1011.02.026

14.1012.02.012

14.1012.02.021

14.1016.02.011

14.1016.02.029

14.1019.02.010

14.1019.02.020



Half set 7x7mm, w/snap on cover rose cc30/38mm

Half set 8x8mm, w/solid rose cc30mm

Half set 8x8mm, w/solid rose cc38mm

Half set 8x8mm, w/snap on cover rose cc30/38mm

Half set 8x8mm, w/snap on cover rose + threaded lugs cc38mm, M4 bush

Half set 8x8mm, w/snap on cover rose + threaded lugs cc38mm, M4,5 bush

14.1056.02.900

14.1011.02.900

14.1012.02.900

14.1016.02.908

14.1019.02.901

14.1019.02.902



Half set 7x7mm, w/o rose

Half set 8x8mm, w/o rose

14.1050.02.900

14.1010.02.901

EN1906:2010

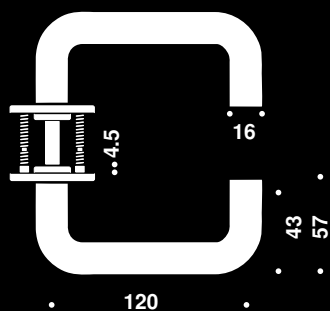


CLASS 4

Lever U shape 16mm



Lever U shape 16mm



Description

Pair 7x7mm, w/snap on cover rose cc30/38mm, 33-59mm

Pair 7x7mm, w/snap on cover rose cc30/38mm, 59-85mm

Pair 8x8mm, w/solid rose cc30mm, 33-59mm

Pair 8x8mm, w/solid rose cc30mm, 59-85mm

Pair 8x8mm, w/solid rose cc38mm, 33-59mm

Pair 8x8mm, w/solid rose cc38mm, 59-85mm

Pair 8x8mm, w/snap on cover rose cc30/38mm, 33-59mm

Pair 8x8mm, w/snap on cover rose cc30/38mm, 59-85mm

Pair 8x8mm, w/snap on cover rose + threaded lugs cc38mm, 33-59mm

Pair 8x8mm, w/snap on cover rose + threaded lugs cc38mm, 59-85mm

Item number

14.1256.02.010

14.1256.02.020

14.1211.02.014

14.1211.02.020

14.1212.02.010

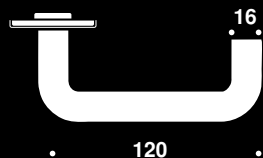
14.1212.02.020

14.1216.02.017

14.1216.02.025

14.1219.02.010

14.1219.02.020



Half set 7x7mm, w/snap on cover rose cc30/38mm

14.1256.02.900

Half set 8x8mm, w/solid rose cc30mm

14.1211.02.900

Half set 8x8mm, w/solid rose cc38mm

14.1212.02.900

Half set 8x8mm, w/snap on cover rose cc30/38mm

14.1216.02.904

Half set 8x8mm, w/snap on cover rose + threaded lugs cc38mm, M4 bush

14.1219.02.901

Half set 8x8mm, w/snap on cover rose + threaded lugs cc38mm, M4,5 bush

14.1219.02.902



Half set 7x7mm, w/o rose

14.1250.02.900

Half set 8x8mm, w/o rose

14.1210.02.907

EN1906:2010

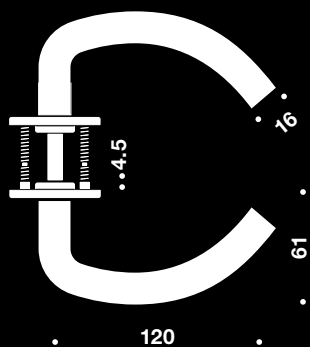


CLASS 4

Lever C shape 16mm



Lever C shape 16mm



Description

Pair 7x7mm, w/snap on cover rose cc30/38mm, 33-59mm

Item number

14.2656.02.010

Pair 7x7mm, w/snap on cover rose cc30/38mm, 59-85mm

14.2656.02.020

Pair 8x8mm, w/solid rose cc30mm, 33-59mm

14.2611.02.011

Pair 8x8mm, w/solid rose cc30mm, 59-85mm

14.2611.02.020

Pair 8x8mm, w/solid rose cc38mm, 33-59mm

14.2612.02.010

Pair 8x8mm, w/solid rose cc38mm, 59-85mm

14.2612.02.020

Pair 8x8mm, w/snap on cover rose cc30/38mm, 33-59mm

14.2616.02.010

Pair 8x8mm, w/snap on cover rose cc30/38mm, 59-85mm

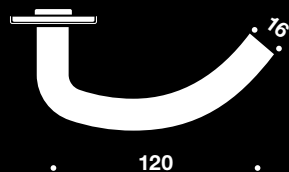
14.2616.02.020

Pair 8x8mm, w/snap on cover rose + threaded lugs cc38mm, 33-59mm

14.2619.02.010

Pair 8x8mm, w/snap on cover rose + threaded lugs cc38mm, 59-85mm

14.2619.02.020



Half set 7x7mm, w/snap on cover rose cc30/38mm

14.2656.02.900

Half set 8x8mm, w/solid rose cc30mm

14.2611.02.900

Half set 8x8mm, w/solid rose cc38mm

14.2612.02.900

Half set 8x8mm, w/snap on cover rose cc30/38mm

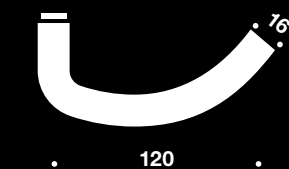
14.2616.02.900

Half set 8x8mm, w/snap on cover rose + threaded lugs cc38mm, M4 bush

14.2619.02.901

Half set 8x8mm, w/snap on cover rose + threaded lugs cc38mm, M4,5 bush

14.2619.02.902



Half set 7x7mm, w/o rose

14.2650.02.900

Half set 8x8mm, w/o rose

14.2610.02.900

EN1906:2010

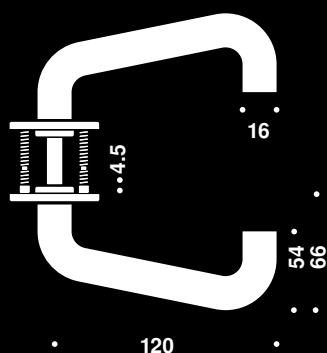


CLASS 4

Lever U2 shape 16mm



Lever U2 shape 16mm



Description

Pair 7x7mm, w/snap on cover rose cc30/38mm, 33-59mm

Pair 7x7mm, w/snap on cover rose cc30/38mm, 59-85mm

Pair 8x8mm, w/solid rose cc30mm, 33-59mm

Pair 8x8mm, w/solid rose cc30mm, 59-85mm

Pair 8x8mm, w/solid rose cc38mm, 33-59mm

Pair 8x8mm, w/solid rose cc38mm, 59-85mm

Pair 8x8mm, w/snap on cover rose cc30/38mm, 33-59mm

Pair 8x8mm, w/snap on cover rose cc30/38mm, 59-85mm

Pair 8x8mm, w/snap on cover rose + threaded lugs cc38mm, 33-59mm

Pair 8x8mm, w/snap on cover rose + threaded lugs cc38mm, 59-85mm

Item number

14.0656.02.010

14.0656.02.020

14.0611.02.010

14.0611.02.020

14.0612.02.010

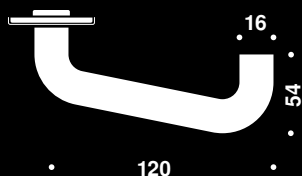
14.0612.02.020

14.0616.02.010

14.0616.02.020

14.0619.02.010

14.0619.02.020



Half set 7x7mm, w/snap on cover rose cc30/38mm

Half set 8x8mm, w/solid rose cc30mm

Half set 8x8mm, w/solid rose cc38mm

Half set 8x8mm, w/snap on cover rose cc30/38mm

Half set 8x8mm, w/snap on cover rose + threaded lugs cc38mm, M4 bush

Half set 8x8mm, w/snap on cover rose + threaded lugs cc38mm, M4,5 bush

14.0656.02.900

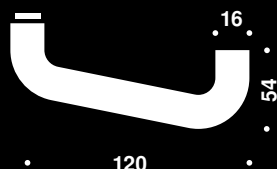
14.0611.02.900

14.0612.02.900

14.0616.02.900

14.0619.02.901

14.0619.02.902



Half set 7x7mm, w/o rose

Half set 8x8mm, w/o rose

14.0650.02.900

14.0610.02.900

EN1906:2010

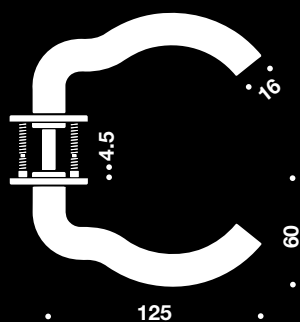


CLASS 4

Lever M shape 16mm



Lever M shape 16mm



Description

Pair 7x7mm, w/snap on cover rose cc30/38mm, 33-44mm

Item number

14.1356.02.010

Pair 7x7mm, w/snap on cover rose cc30/38mm, 44-60mm

14.1356.02.020

Pair 8x8mm, w/solid rose cc30mm, 33-44mm

14.1311.02.012

Pair 8x8mm, w/solid rose cc30mm, 44-60mm

14.1311.02.020

Pair 8x8mm, w/solid rose cc38mm, 33-44mm

14.1312.02.010

Pair 8x8mm, w/solid rose cc38mm, 44-60mm

14.1312.02.020

Pair 8x8mm, w/snap on cover rose cc30/38mm, 33-44mm

14.1316.02.015

Pair 8x8mm, w/snap on cover rose cc30/38mm, 44-60mm

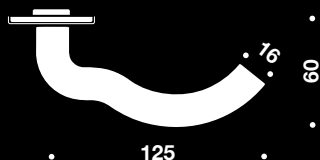
14.1316.02.020

Pair 8x8mm, w/snap on cover rose + threaded lugs cc38mm, 33-44mm

14.1319.02.010

Pair 8x8mm, w/snap on cover rose + threaded lugs cc38mm, 44-60mm

14.1319.02.020



Half set 7x7mm, w/snap on cover rose cc30/38mm

14.1356.02.900

Half set 8x8mm, w/solid rose cc30mm

14.1311.02.900

Half set 8x8mm, w/solid rose cc38mm

14.1312.02.900

Half set 8x8mm, w/snap on cover rose cc30/38mm


14.1316.02.902

Half set 8x8mm, w/snap on cover rose + threaded lugs cc38mm, M4 bush

14.1319.02.901

Half set 8x8mm, w/snap on cover rose + threaded lugs cc38mm, M4,5 bush

14.1319.02.902



Half set 7x7mm, w/o rose

14.1350.02.900

Half set 8x8mm, w/o rose

14.1310.02.905

EN1906:2010

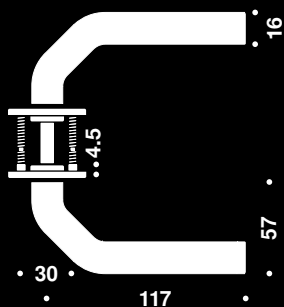


CLASS 4

Lever LF shape 16mm



Lever LF shape 16mm



Description

Pair 7x7mm, w/snap on cover rose cc30/38mm, 33-41mm

Item number

14.1556.02.010

Pair 7x7mm, w/snap on cover rose cc30/38mm, 41-49mm

14.1556.02.020

Pair 8x8mm, w/solid rose cc30mm, 33-41mm

14.1511.02.010

Pair 8x8mm, w/solid rose cc30mm, 41-49mm

14.1511.02.020

Pair 8x8mm, w/solid rose cc38mm, 33-41mm

14.1512.02.010

Pair 8x8mm, w/solid rose cc38mm, 41-49mm

14.1512.02.020

Pair 8x8mm, w/snap on cover rose cc30/38mm, 33-41mm

14.1516.02.010

Pair 8x8mm, w/snap on cover rose cc30/38mm, 41-49mm

14.1516.02.020

Pair 8x8mm, w/snap on cover rose + threaded lugs cc38mm, 33-41mm

14.1519.02.010

Pair 8x8mm, w/snap on cover rose + threaded lugs cc38mm, 41-49mm

14.1519.02.020



Half set 7x7mm, w/snap on cover rose cc30/38mm

14.1556.02.900

Half set 8x8mm, w/solid rose cc30mm

14.1511.02.900

Half set 8x8mm, w/solid rose cc38mm

14.1512.02.900

Half set 8x8mm, w/snap on cover rose cc30/38mm


14.1516.02.900

Half set 8x8mm, w/snap on cover rose + threaded lugs cc38mm, M4 bush

14.1519.02.901

Half set 8x8mm, w/snap on cover rose + threaded lugs cc38mm, M4,5 bush

14.1519.02.902



Half set 7x7mm, w/o rose

14.1550.02.900

Half set 8x8mm, w/o rose

14.1510.02.900

EN1906:2010

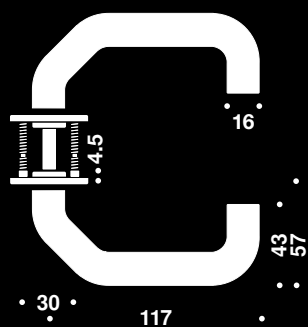


CLASS 4

Lever UF shape 16mm



Lever UF shape 16mm



Description

Pair 7x7mm, w/snap on cover rose cc30/38mm, 33-41mm

Item number

14.1456.02.010

Pair 7x7mm, w/snap on cover rose cc30/38mm, 41-49mm

14.1456.02.020

Pair 8x8mm, w/solid rose cc30mm, 33-41mm

14.1411.02.010

Pair 8x8mm, w/solid rose cc30mm, 41-49mm

14.1411.02.020

Pair 8x8mm, w/solid rose cc38mm, 33-41mm

14.1412.02.010

Pair 8x8mm, w/solid rose cc38mm, 41-49mm

14.1412.02.020

Pair 8x8mm, w/snap on cover rose cc30/38mm, 33-41mm

14.1416.02.010

Pair 8x8mm, w/snap on cover rose cc30/38mm, 41-49mm


14.1416.02.020

Pair 8x8mm, w/snap on cover rose + threaded lugs cc38mm, 33-41mm

14.1419.02.010

Pair 8x8mm, w/snap on cover rose + threaded lugs cc38mm, 41-49mm

14.1419.02.020



Half set 7x7mm, w/snap on cover rose cc30/38mm

14.1456.02.900

Half set 8x8mm, w/solid rose cc30mm

14.1411.02.900

Half set 8x8mm, w/solid rose cc38mm

14.1412.02.900

Half set 8x8mm, w/snap on cover rose cc30/38mm

14.1416.02.900

Half set 8x8mm, w/snap on cover rose + threaded lugs cc38mm, M4 bush

14.1419.02.901

Half set 8x8mm, w/snap on cover rose + threaded lugs cc38mm, M4,5 bush

14.1419.02.902



Half set 7x7mm, w/o rose

14.1450.02.900

Half set 8x8mm, w/o rose

14.1410.02.903

EN1906:2010

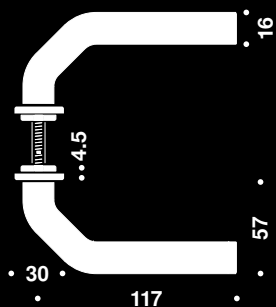


CLASS 4

Lever LF shape 16mm



Lever LF shape 16mm



117

Description

Pair 7x7mm, w/oval snap on cover rose cc50mm, 33-41mm

Pair 7x7mm, w/oval snap on cover rose cc50mm, 41-49mm

Pair 8x8mm, oval w/solid rose cc50mm, 33-41mm

Pair 8x8mm, oval w/solid rose cc50mm, 41-49mm

Pair 8x8mm, w/oval snap on cover rose cc50mm, 33-41mm

Pair 8x8mm, w/oval snap on cover rose cc50mm, 41-49mm

Item number

14.1557.02.010

14.1557.02.020

14.1514.02.010

14.1514.02.020

14.1517.02.010

14.1517.02.020



117

Half set 7x7mm, w/oval snap on cover rose cc50mm

Half set 8x8mm, oval w/solid rose cc50mm

Half set 8x8mm, w/oval snap on cover rose cc50mm

14.1557.02.900

14.1514.02.900

14.1517.02.900

EN1906:2010

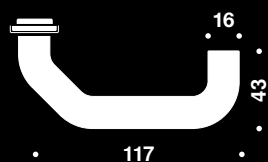
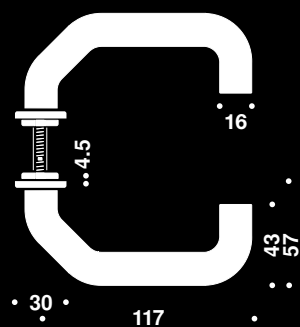


CLASS 4

Lever UF shape 16mm



Lever UF shape 16mm



Description

Pair 7x7mm, w/oval snap on cover rose cc50mm, 33-41mm

Pair 7x7mm, w/oval snap on cover rose cc50mm, 41-49mm

Pair 8x8mm, oval w/solid rose cc50mm, 33-41mm

Pair 8x8mm, oval w/solid rose cc50mm, 41-49mm

Pair 8x8mm, w/oval snap on cover rose cc50mm, 33-41mm

Pair 8x8mm, w/oval snap on cover rose cc50mm, 41-49mm

Half set 7x7mm, w/oval snap on cover rose cc50mm

Half set 8x8mm, oval w/solid rose cc50mm

Half set 8x8mm, w/oval snap on cover rose cc50mm

Item number

14.1457.02.010

14.1457.02.020

14.1414.02.010

14.1414.02.020

14.1417.02.018

14.1417.02.026

14.1457.02.900

14.1414.02.900

14.1417.02.900

EN1906:2010

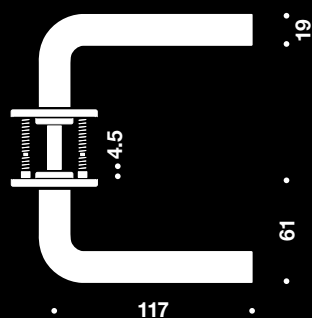


CLASS 4

Lever L shape 19mm



Lever L shape 19mm



Description

Pair 7x7mm, w/snap on cover rose cc30/38mm, 33-59mm
 Pair 7x7mm, w/snap on cover rose cc30/38mm, 59-85mm

Item number

14.1656.02.010
 14.1656.02.020

Pair 8x8mm, w/solid rose cc30mm, 33-59mm
 Pair 8x8mm, w/solid rose cc30mm, 59-85mm

14.1611.02.017
 14.1611.02.025

Pair 8x8mm, w/solid rose cc38mm, 33-59mm
 Pair 8x8mm, w/solid rose cc38mm, 59-85mm

14.1612.02.010
 14.1612.02.020

Pair 8x8mm, w/snap on cover rose cc30/38mm, 33-59mm
 Pair 8x8mm, w/snap on cover rose cc30/38mm, 59-85mm

14.1616.02.010
 14.1616.02.028

Pair 8x8mm, w/snap on cover rose + threaded lugs cc38mm, 33-59mm
 Pair 8x8mm, w/snap on cover rose + threaded lugs cc38mm, 59-85mm

14.1619.02.010
 14.1619.02.020

Pair 9x9mm, w/snap on cover rose cc38mm, 33-59mm
 Pair 9x9mm, w/snap on cover rose cc38mm, 59-85mm

14.1636.02.017
 14.1636.02.025



Half set 7x7mm, w/snap on cover rose cc30/38mm

14.1656.02.900

Half set 8x8mm, w/solid rose cc30mm
 Half set 8x8mm, w/solid rose cc38mm

14.1611.02.900
 14.1612.02.900

Half set 8x8mm, w/snap on cover rose cc30/38mm

14.1616.02.907

Half set 8x8mm, w/snap on cover rose + threaded lugs cc38mm, M4 bush
 Half set 8x8mm, w/snap on cover rose + threaded lugs cc38mm, M4,5 bush

14.1619.02.901
 14.1619.02.902

Half set 9x9mm, w/snap on cover rose cc38mm

14.1636.02.904

Half set 9x9mm, w/snap on cover rose + threaded lugs cc38mm, M4 bush
 Half set 9x9mm, w/snap on cover rose + threaded lugs cc38mm, M4,5 bush

14.1639.02.901
 14.1639.02.902



Half set 7x7mm, w/o rose

14.1650.02.900

Half set 8x8mm, w/o rose

14.1610.02.900

Half set 9x9mm, w/o rose

14.1630.02.907

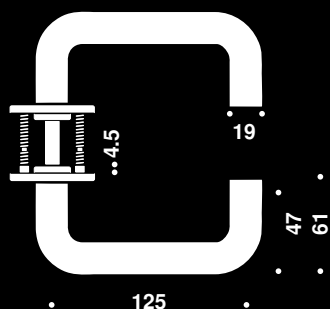


Lever approved
 for fire doors
 according to
 DIN 18273

Lever U shape 19mm



Lever U shape 19mm



Description

Pair 7x7mm, w/snap on cover rose cc30/38mm, 33-59mm
 Pair 7x7mm, w/snap on cover rose cc30/38mm, 59-85mm

Item number

14.1856.02.010
 14.1856.02.020

Pair 8x8mm, w/solid rose cc30mm, 33-59mm
 Pair 8x8mm, w/solid rose cc30mm, 59-85mm

14.1811.02.013
 14.1811.02.021

Pair 8x8mm, w/solid rose cc38mm, 33-59mm
 Pair 8x8mm, w/solid rose cc38mm, 59-85mm

14.1812.02.010
 14.1812.02.020

Pair 8x8mm, w/snap on cover rose cc30/38mm, 33-59mm
 Pair 8x8mm, w/snap on cover rose cc30/38mm, 59-85mm

14.1816.02.016
 14.1816.02.024

Pair 8x8mm, w/snap on cover rose + threaded lugs cc38mm, 33-59mm
 Pair 8x8mm, w/snap on cover rose + threaded lugs cc38mm, 59-85mm

14.1819.02.010
 14.1819.02.020

Pair 9x9mm, w/snap on cover rose cc38mm, 33-59mm
 Pair 9x9mm, w/snap on cover rose cc38mm, 59-85mm

14.1836.02.013
 14.1836.02.021



Half set 7x7mm, w/snap on cover rose cc30/38mm

14.1856.02.900

Half set 8x8mm, w/solid rose cc30mm
 Half set 8x8mm, w/solid rose cc38mm

14.1811.02.900
 14.1812.02.900

Half set 8x8mm, w/snap on cover rose cc30/38mm

14.1816.02.903

Half set 8x8mm, w/snap on cover rose + threaded lugs cc38mm, M4 bush
 Half set 8x8mm, w/snap on cover rose + threaded lugs cc38mm, M4,5 bush

14.1819.02.901
 14.1819.02.902

Half set dummy function, w/snap on cover rose cc30/38mm, M8
 Half set dummy function, w/snap on cover rose cc30/38mm, bush

14.1850.02.120
 14.1850.02.140

Half set 9x9mm, w/snap on cover rose cc38mm

14.1836.02.901

Half set 9x9mm, w/snap on cover rose + threaded lugs cc38mm, M4 bush
 Half set 9x9mm, w/snap on cover rose + threaded lugs cc38mm, M4,5 bush

14.1839.02.901
 14.1839.02.902



Half set 7x7mm, w/o rose

14.1850.02.900

Half set 8x8mm, w/o rose

14.1810.02.906



Lever approved
 for fire doors
 according to
 DIN 18273

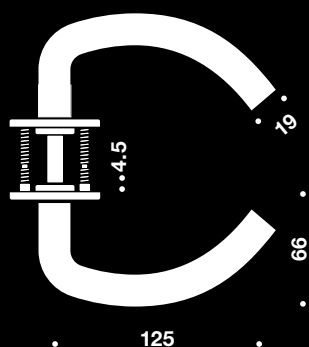


Lever
 approved
 for DIN 179

Lever C shape 19mm



Lever C shape 19mm



Description

Pair 7x7mm, w/snap on cover rose cc30/38mm, 33-59mm
 Pair 7x7mm, w/snap on cover rose cc30/38mm, 59-85mm

Item number

14.2356.02.010
 14.2356.02.020

Pair 8x8mm, w/solid rose cc30mm, 33-59mm
 Pair 8x8mm, w/solid rose cc30mm, 59-85mm

14.2311.02.010
 14.2311.02.020

Pair 8x8mm, w/solid rose cc38mm, 33-59mm
 Pair 8x8mm, w/solid rose cc38mm, 59-85mm

14.2312.02.010
 14.2312.02.020

Pair 8x8mm, w/snap on cover rose cc30/38mm, 33-59mm
 Pair 8x8mm, w/snap on cover rose cc30/38mm, 59-85mm

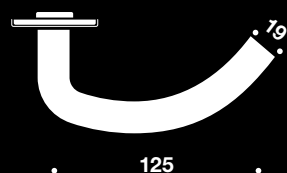
14.2316.02.010
 14.2316.02.020

Pair 8x8mm, w/snap on cover rose + threaded lugs cc38mm, 33-59mm
 Pair 8x8mm, w/snap on cover rose + threaded lugs cc38mm, 59-85mm

14.2319.02.010
 14.2319.02.020

Pair 9x9mm, w/snap on cover rose cc38mm, 33-59mm
 Pair 9x9mm, w/snap on cover rose cc38mm, 59-85mm

14.2336.02.010
 14.2336.02.020



Half set 7x7mm, w/snap on cover rose cc30/38mm

14.2356.02.900

Half set 8x8mm, w/solid rose cc30mm
 Half set 8x8mm, w/solid rose cc38mm

14.2311.02.900
 14.2312.02.900

Half set 8x8mm, w/snap on cover rose cc30/38mm

14.2316.02.900

Half set 8x8mm, w/snap on cover rose + threaded lugs cc38mm, M4 bush
 Half set 8x8mm, w/snap on cover rose + threaded lugs cc38mm, M4,5 bush

14.2319.02.901
 14.2319.02.902

Half set 9x9mm, w/snap on cover rose cc38mm

14.2336.02.900

Half set 9x9mm, w/snap on cover rose + threaded lugs cc38mm, M4 bush
 Half set 9x9mm, w/snap on cover rose + threaded lugs cc38mm, M4,5 bush

14.2339.02.901
 14.2339.02.902



Half set 7x7mm, w/o rose

14.2350.02.900

Half set 8x8mm, w/o rose

14.2310.02.900

Half set 9x9mm, w/o rose

14.2330.02.900

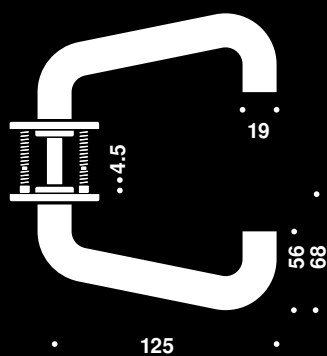


Lever approved
 for fire doors
 according to
 DIN 18273

Lever U2 shape 19mm



Lever U2 shape 19mm



Description

Pair 7x7mm, w/snap on cover rose cc30/38mm, 33-59mm
 Pair 7x7mm, w/snap on cover rose cc30/38mm, 59-85mm

Item number

14.0856.02.010
 14.0856.02.020

Pair 8x8mm, w/solid rose cc30mm, 33-59mm
 Pair 8x8mm, w/solid rose cc30mm, 59-85mm

14.0811.02.010
 14.0811.02.020

Pair 8x8mm, w/solid rose cc38mm, 33-59mm
 Pair 8x8mm, w/solid rose cc38mm, 59-85mm

14.0812.02.010
 14.0812.02.020

Pair 8x8mm, w/snap on cover rose cc30/38mm, 33-59mm
 Pair 8x8mm, w/snap on cover rose cc30/38mm, 59-85mm

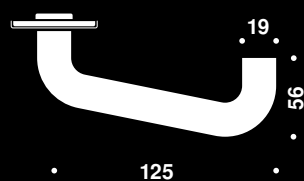
14.0816.02.010
 14.0816.02.020

Pair 8x8mm, w/snap on cover rose + threaded lugs cc38mm, 33-59mm
 Pair 8x8mm, w/snap on cover rose + threaded lugs cc38mm, 59-85mm

14.0819.02.010
 14.0819.02.020

Pair 9x9mm, w/snap on cover rose cc38mm, 33-59mm
 Pair 9x9mm, w/snap on cover rose cc38mm, 59-85mm

14.0836.02.010
 14.0836.02.020



Half set 7x7mm, w/snap on cover rose cc30/38mm

14.0856.02.900

Half set 8x8mm, w/solid rose cc30mm
 Half set 8x8mm, w/solid rose cc38mm

14.0811.02.900
 14.0812.02.900

Half set 8x8mm, w/snap on cover rose cc30/38mm

14.0816.02.900

Half set 8x8mm, w/snap on cover rose + threaded lugs cc38mm, M4 bush
 Half set 8x8mm, w/snap on cover rose + threaded lugs cc38mm, M4,5 bush

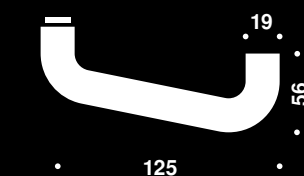
14.0819.02.901
 14.0819.02.902

Half set 9x9mm, w/snap on cover rose cc38mm

14.0836.02.900

Half set 9x9mm, w/snap on cover rose + threaded lugs cc38mm, M4 bush
 Half set 9x9mm, w/snap on cover rose + threaded lugs cc38mm, M4,5 bush

14.0839.02.901
 14.0839.02.902



Half set 7x7mm, w/o rose

14.0850.02.900

Half set 8x8mm, w/o rose

14.0810.02.900

Half set 9x9mm, w/o rose

14.0830.02.900


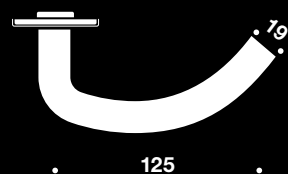
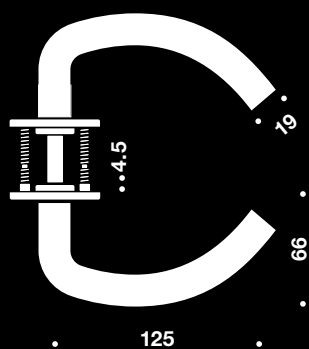


Lever approved
 for fire doors
 according to
 DIN 18273

Lever C2 shape 19mm



Lever C2 shape 19mm



Description

Pair 7x7mm, w/snap on cover rose cc30/38mm, 33-59mm
 Pair 7x7mm, w/snap on cover rose cc30/38mm, 59-85mm

Pair 8x8mm, w/solid rose cc30mm, 33-59mm
 Pair 8x8mm, w/solid rose cc30mm, 59-85mm

Pair 8x8mm, w/solid rose cc38mm, 33-59mm
 Pair 8x8mm, w/solid rose cc38mm, 59-85mm

Pair 8x8mm, w/snap on cover rose cc30/38mm, 33-59mm
 Pair 8x8mm, w/snap on cover rose cc30/38mm, 59-85mm

Pair 8x8mm, w/snap on cover rose + threaded lugs cc38mm, 33-59mm
 Pair 8x8mm, w/snap on cover rose + threaded lugs cc38mm, 59-85mm

Pair 9x9mm, w/snap on cover rose cc38mm, 33-59mm
 Pair 9x9mm, w/snap on cover rose cc38mm, 59-85mm

Half set 7x7mm, w/snap on cover rose cc30/38mm, R
 Half set 7x7mm, w/snap on cover rose cc30/38mm, L

Half set 8x8mm, w/solid rose cc30mm, R
 Half set 8x8mm, w/solid rose cc30mm, L
 Half set 8x8mm, w/solid rose cc38mm, R
 Half set 8x8mm, w/solid rose cc38mm, L

Half set 8x8mm, w/snap on cover rose cc30/38mm, R
 Half set 8x8mm, w/snap on cover rose cc30/38mm, L

Half set 8x8mm, w/snap on cover rose + threaded lugs cc38mm, M4 bush, R
 Half set 8x8mm, w/snap on cover rose + threaded lugs cc38mm, M4 bush, L
 Half set 8x8mm, w/snap on cover rose + threaded lugs cc38mm, M4,5 bush, R
 Half set 8x8mm, w/snap on cover rose + threaded lugs cc38mm, M4,5 bush, L

Half set 9x9mm, w/snap on cover rose cc38mm, R
 Half set 9x9mm, w/snap on cover rose cc38mm, L

Half set 9x9mm, w/snap on cover rose + threaded lugs cc38mm, M4 bush, R
 Half set 9x9mm, w/snap on cover rose + threaded lugs cc38mm, M4 bush, L
 Half set 9x9mm, w/snap on cover rose + threaded lugs cc38mm, M4,5 bush, R
 Half set 9x9mm, w/snap on cover rose + threaded lugs cc38mm, M4,5 bush, L

Half set 7x7mm, w/o rose, R
 Half set 7x7mm, w/o rose, L

Half set 8x8mm, w/o rose, R
 Half set 8x8mm, w/o rose, L

Half set 9x9mm, w/o rose, R
 Half set 9x9mm, w/o rose, L

Item number

14.0956.02.010
 14.0956.02.020

14.0911.02.010
 14.0911.02.020

14.0912.02.010
 14.0912.02.020

14.0916.02.010
 14.0916.02.020

14.0919.02.010
 14.0919.02.020

14.0936.02.010
 14.0936.02.020

14.0956.02.920
 14.0956.02.930

14.0911.02.920
 14.0911.02.930
 14.0912.02.920
 14.0912.02.930

14.0916.02.920
 14.0916.02.930

14.0919.02.921
 14.0919.02.931
 14.0919.02.922
 14.0919.02.932

14.0936.02.920
 14.0936.02.930

14.0939.02.921
 14.0939.02.931
 14.0939.02.922
 14.0939.02.932

14.0950.02.920
 14.0950.02.930

14.0910.02.920
 14.0910.02.930

14.0930.02.920
 14.0930.02.930

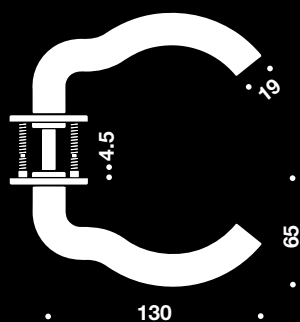


Lever approved
 for fire doors
 according to
 DIN 18273

Lever M shape 19mm



Lever M shape 19mm



Description

Pair 7x7mm, w/snap on cover rose cc30/38mm, 33-44mm

Item number

14.1956.02.010

Pair 7x7mm, w/snap on cover rose cc30/38mm, 44,60mm

14.1956.02.020

Pair 8x8mm, w/solid rose cc30mm, 33-44mm

14.1911.02.010

Pair 8x8mm, w/solid rose cc30mm, 44,60mm

14.1911.02.020

Pair 8x8mm, w/solid rose cc38mm, 33-44mm

14.1912.02.010

Pair 8x8mm, w/solid rose cc38mm, 44,60mm

14.1912.02.020

Pair 8x8mm, w/snap on cover rose cc30/38mm, 33-44mm

14.1916.02.014

Pair 8x8mm, w/snap on cover rose cc30/38mm, 44,60mm

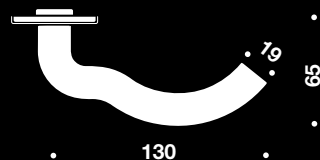
14.1916.02.022

Pair 8x8mm, w/snap on cover rose + threaded lugs cc38mm, 33-44mm

14.1919.02.010

Pair 8x8mm, w/snap on cover rose + threaded lugs cc38mm, 44,60mm

14.1919.02.020



Half set 7x7mm, w/snap on cover rose cc30/38mm

14.1956.02.900

Half set 8x8mm, w/solid rose cc30mm

14.1911.02.900

Half set 8x8mm, w/solid rose cc38mm

14.1912.02.900

Half set 8x8mm, w/snap on cover rose cc30/38mm

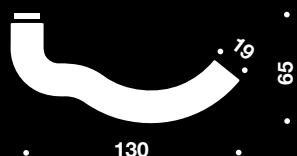
14.1916.02.900

Half set 8x8mm, w/snap on cover rose + threaded lugs cc38mm, M4 bush

14.1919.02.901

Half set 8x8mm, w/snap on cover rose + threaded lugs cc38mm, M4,5 bush

14.1919.02.902



Half set 7x7mm, w/o rose

14.1950.02.900

Half set 8x8mm, w/o rose

14.1910.02.900

EN1906:2010

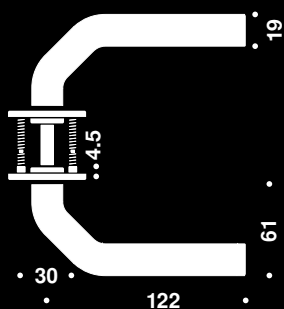


CLASS 4

Lever LF shape 19mm



Lever LF shape 19mm



Description

Pair 7x7mm, w/snap on cover rose cc30/38mm, 33-44mm
 Pair 7x7mm, w/snap on cover rose cc30/38mm, 44-52mm

Item number

14.2156.02.010
 14.2156.02.020

Pair 8x8mm, w/solid rose cc30mm, 33-44mm
 Pair 8x8mm, w/solid rose cc30mm, 44-52mm

14.2111.02.010
 14.2111.02.020

Pair 8x8mm, w/solid rose cc38mm, 33-44mm
 Pair 8x8mm, w/solid rose cc38mm, 44-52mm

14.2112.02.010
 14.2112.02.020

Pair 8x8mm, w/snap on cover rose cc30/38mm, 33-44mm
 Pair 8x8mm, w/snap on cover rose cc30/38mm, 44-52mm

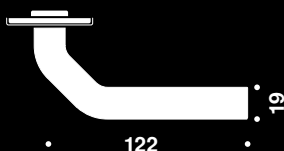
14.2116.02.010
 14.2116.02.020

Pair 8x8mm, w/snap on cover rose + threaded lugs cc38mm, 33-44mm
 Pair 8x8mm, w/snap on cover rose + threaded lugs cc38mm, 44-52mm

14.2119.02.010
 14.2119.02.020

Pair 9x9mm, w/snap on cover rose cc38mm, 33-44mm
 Pair 9x9mm, w/snap on cover rose cc38mm, 44-52mm

14.2136.02.010
 14.2136.02.020



Half set 7x7mm, w/snap on cover rose cc30/38mm

14.2156.02.900

Half set 8x8mm, w/solid rose cc30mm
 Half set 8x8mm, w/solid rose cc38mm

14.2111.02.900
 14.2112.02.900

Half set 8x8mm, w/snap on cover rose cc30/38mm

14.2116.02.900

Half set 8x8mm, w/snap on cover rose + threaded lugs cc38mm, M4 bush
 Half set 8x8mm, w/snap on cover rose + threaded lugs cc38mm, M4,5 bush

14.2119.02.901
 14.2119.02.902

Half set 9x9mm, w/snap on cover rose cc38mm

14.2136.02.900

Half set 9x9mm, w/snap on cover rose + threaded lugs cc38mm, M4 bush
 Half set 9x9mm, w/snap on cover rose + threaded lugs cc38mm, M4,5 bush

14.2139.02.901
 14.2139.02.902



Half set 7x7mm, w/o rose

14.2150.02.900

Half set 8x8mm, w/o rose

14.2110.02.900

Half set 9x9mm, w/o rose

14.2130.02.900

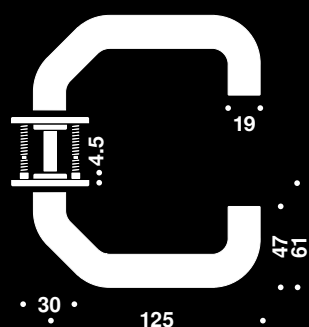


Lever approved
 for fire doors
 according to
 DIN 18273

Lever UF shape 19mm



Lever UF shape 19mm



Description

Pair 7x7mm, w/snap on cover rose cc30/38mm, 33-44mm
 Pair 7x7mm, w/snap on cover rose cc30/38mm, 44-52mm

Item number

14.2056.02.010
 14.2056.02.020

Pair 8x8mm, w/solid rose cc30mm, 33-44mm
 Pair 8x8mm, w/solid rose cc30mm, 44-52mm

14.2011.02.010
 14.2011.02.020

Pair 8x8mm, w/solid rose cc38mm, 33-44mm
 Pair 8x8mm, w/solid rose cc38mm, 44-52mm

14.2012.02.010
 14.2012.02.020

Pair 8x8mm, w/snap on cover rose cc30/38mm, 33-44mm
 Pair 8x8mm, w/snap on cover rose cc30/38mm, 44-52mm

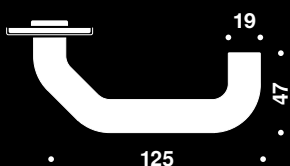
14.2016.02.010
 14.2016.02.020

Pair 8x8mm, w/snap on cover rose + threaded lugs cc38mm, 33-44mm
 Pair 8x8mm, w/snap on cover rose + threaded lugs cc38mm, 44-52mm

14.2019.02.010
 14.2019.02.020

Pair 9x9mm, w/snap on cover rose cc38mm, 33-44mm
 Pair 9x9mm, w/snap on cover rose cc38mm, 44-52mm

14.2036.02.010
 14.2036.02.020



Half set 7x7mm, w/snap on cover rose cc30/38mm

14.2056.02.900

Half set 8x8mm, w/solid rose cc30mm
 Half set 8x8mm, w/solid rose cc38mm

14.2011.02.900
 14.2012.02.900

Half set 8x8mm, w/snap on cover rose cc30/38mm

14.2016.02.900

Half set 8x8mm, w/snap on cover rose + threaded lugs cc38mm, M4 bush
 Half set 8x8mm, w/snap on cover rose + threaded lugs cc38mm, M4,5 bush

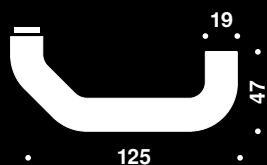
14.2019.02.901
 14.2019.02.902

Half set 9x9mm, w/snap on cover rose cc38mm

14.2036.02.900

Half set 9x9mm, w/snap on cover rose + threaded lugs cc38mm, M4 bush
 Half set 9x9mm, w/snap on cover rose + threaded lugs cc38mm, M4,5 bush

14.2039.02.901
 14.2039.02.902



Half set 7x7mm, w/o rose

14.2050.02.900

Half set 8x8mm, w/o rose

14.2010.02.908

Half set 9x9mm, w/o rose

14.2030.02.900



Lever approved
 for fire doors
 according to
 DIN 18273

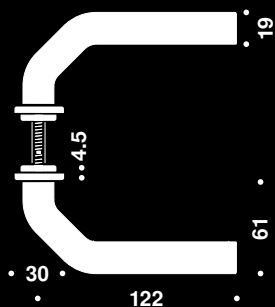


Lever
 approved
 for DIN 179

Lever LF shape 19mm



Lever LF shape 19mm



Description

Pair 7x7mm, w/oval snap on cover rose cc50mm, 33-44mm

Pair 7x7mm, w/ oval snap on cover rose cc50mm, 44-52mm

Pair 8x8mm, oval w/solid rose cc50mm, 33-44mm

Pair 8x8mm, oval w/solid rose cc50mm, 44-52mm

Pair 8x8mm, w/oval snap on cover rose cc50mm, 33-44mm

Pair 8x8mm, w/oval snap on cover rose cc50mm, 44-52mm

Pair 9x9mm, w/oval snap on cover rose cc50mm, 33-44mm

Pair 9x9mm, w/oval snap on cover rose cc50mm, 44-52mm

Item number

14.2157.02.010

14.2157.02.020

14.2114.02.010


14.2114.02.020

14.2117.02.010

14.2117.02.020

14.2137.02.010

14.2137.02.020



Half set 7x7mm, w/oval snap on cover rose cc50mm

14.2157.02.900

Half set 8x8mm, oval w/solid rose cc50mm

14.2114.02.900

Half set 8x8mm, w/oval snap on cover rose cc50mm

14.2117.02.900

Half set 9x9mm, w/oval snap on cover rose cc50mm

14.2137.02.900

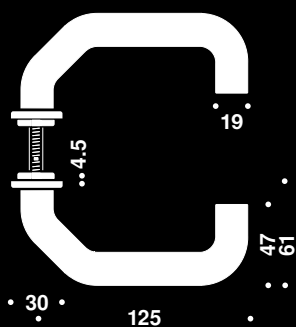


Lever approved
for fire doors
according to
DIN 18273

Lever UF shape 19mm



Lever UF shape 19mm



Description

Pair 7x7mm, w/oval snap on cover rose cc50mm, 33-44mm

Pair 7x7mm, w/ oval snap on cover rose cc50mm, 44-52mm

Pair 8x8mm, oval w/solid rose cc50mm, 33-44mm

Pair 8x8mm, oval w/solid rose cc50mm, 44-52mm

Pair 8x8mm, w/oval snap on cover rose cc50mm, 33-44mm

Pair 8x8mm, w/oval snap on cover rose cc50mm, 44-52mm

Pair 9x9mm, w/oval snap on cover rose cc50mm, 33-44mm

Pair 9x9mm, w/oval snap on cover rose cc50mm, 44-52mm

Item number

14.2057.02.010

14.2057.02.020

14.2014.02.010

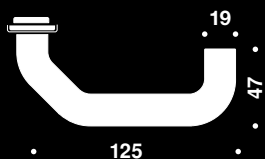
14.2014.02.020

14.2017.02.012

14.2017.02.021

14.2037.02.010

14.2037.02.020



Half set 7x7mm, w/oval snap on cover rose cc50mm

14.2057.02.900

Half set 8x8mm, oval w/solid rose cc50mm

14.2014.02.900

Half set 8x8mm, w/oval snap on cover rose cc50mm

14.2017.02.900

Half set 9x9mm, w/oval snap on cover rose cc50mm

14.2037.02.900



Lever approved
for fire doors
according to
DIN 18273

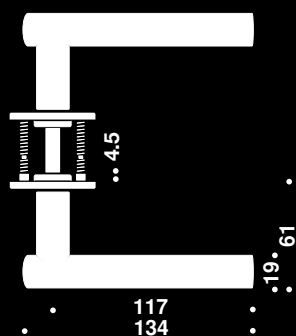


Lever
approved
for DIN 179

Lever B shape 19mm



Lever B shape 19mm



Description

Pair 7x7mm, w/snap on cover rose cc30/38mm, 33-59mm
 Pair 7x7mm, w/snap on cover rose cc30/38mm, 59-85mm

Item number

14.2456.02.010
 14.2456.02.020

Pair 8x8mm, w/solid rose cc30mm, 33-59mm
 Pair 8x8mm, w/solid rose cc30mm, 59-85mm

14.2411.02.010
 14.2411.02.020

Pair 8x8mm, w/solid rose cc38mm, 33-59mm
 Pair 8x8mm, w/solid rose cc38mm, 59-85mm

14.2412.02.010
 14.2412.02.020

Pair 8x8mm, w/snap on cover rose cc30/38mm, 33-59mm
 Pair 8x8mm, w/snap on cover rose cc30/38mm, 59-85mm

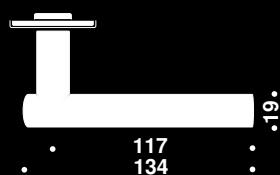
14.2416.02.010
 14.2416.02.020

Pair 8x8mm, w/snap on cover rose + threaded lugs cc38mm, 33-59mm
 Pair 8x8mm, w/snap on cover rose + threaded lugs cc38mm, 59-85mm

14.2419.02.010
 14.2419.02.020

Pair 9x9mm, w/snap on cover rose cc38mm, 33-59mm
 Pair 9x9mm, w/snap on cover rose cc38mm, 59-85mm

14.2436.02.010
 14.2436.02.020



Half set 7x7mm, w/snap on cover rose cc30/38mm, R
 Half set 7x7mm, w/snap on cover rose cc30/38mm, L

14.2456.02.920
 14.2456.02.930

Half set 8x8mm, w/solid rose cc30mm, R
 Half set 8x8mm, w/solid rose cc30mm, L
 Half set 8x8mm, w/solid rose cc38mm, R
 Half set 8x8mm, w/solid rose cc38mm, L

14.2411.02.920
 14.2411.02.930
 14.2412.02.920
 14.2412.02.930

Half set 8x8mm, w/snap on cover rose cc30/38mm, R
 Half set 8x8mm, w/snap on cover rose cc30/38mm, L

14.2416.02.920
 14.2416.02.930

Half set 8x8mm, w/snap on cover rose + threaded lugs cc38mm, M4 bush, R
 Half set 8x8mm, w/snap on cover rose + threaded lugs cc38mm, M4 bush, L
 Half set 8x8mm, w/snap on cover rose + threaded lugs cc38mm, M4,5 bush, R
 Half set 8x8mm, w/snap on cover rose + threaded lugs cc38mm, M4,5 bush, L

14.2419.02.921
 14.2419.02.931
 14.2419.02.922
 14.2419.02.932

Half set 9x9mm, w/snap on cover rose cc38mm, R
 Half set 9x9mm, w/snap on cover rose cc38mm, L

14.2436.02.920
 14.2436.02.930

Half set 9x9mm, w/snap on cover rose + threaded lugs cc38mm, M4 bush, R
 Half set 9x9mm, w/snap on cover rose + threaded lugs cc38mm, M4 bush, L
 Half set 9x9mm, w/snap on cover rose + threaded lugs cc38mm, M4,5 bush, R
 Half set 9x9mm, w/snap on cover rose + threaded lugs cc38mm, M4,5 bush, L

14.2439.02.921
 14.2439.02.931
 14.2439.02.922
 14.2439.02.932



Half set 7x7mm, w/o rose, R
 Half set 7x7mm, w/o rose, L

14.2450.02.920
 14.2450.02.930

Half set 8x8mm, w/o rose, R
 Half set 8x8mm, w/o rose, L

14.2410.02.920
 14.2410.02.930

Half set 9x9mm, w/o rose, R
 Half set 9x9mm, w/o rose, L

14.2430.02.920
 14.2430.02.930

EN1906:2010

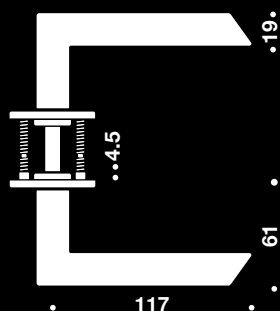


Lever approved
 for fire doors
 according to
 DIN 18273

Lever FF shape 19mm



Lever FF shape 19mm



Description

Pair 7x7mm, w/snap on cover rose cc30/38mm, 33-59mm
 Pair 7x7mm, w/snap on cover rose cc30/38mm, 59-85mm

Item number

14.2556.02.010
 14.2556.02.020

Pair 8x8mm, w/solid rose cc30mm, 33-59mm
 Pair 8x8mm, w/solid rose cc30mm, 59-85mm

14.2511.02.010
 14.2511.02.020

Pair 8x8mm, w/solid rose cc38mm, 33-59mm
 Pair 8x8mm, w/solid rose cc38mm, 59-85mm

14.2512.02.010
 14.2512.02.020

Pair 8x8mm, w/snap on cover rose cc30/38mm, 33-59mm
 Pair 8x8mm, w/snap on cover rose cc30/38mm, 59-85mm

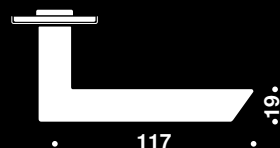
14.2516.02.010
 14.2516.02.020

Pair 8x8mm, w/snap on cover rose + threaded lugs cc38mm, 33-59mm
 Pair 8x8mm, w/snap on cover rose + threaded lugs cc38mm, 59-85mm

14.2519.02.010
 14.2519.02.020

Pair 9x9mm, w/snap on cover rose cc38mm, 33-59mm
 Pair 9x9mm, w/snap on cover rose cc38mm, 59-85mm

14.2536.02.010
 14.2536.02.020



Half set 7x7mm, w/snap on cover rose cc30/38mm

14.2556.02.900

Half set 8x8mm, w/solid rose cc30mm
 Half set 8x8mm, w/solid rose cc38mm

14.2511.02.900
 14.2512.02.900

Half set 8x8mm, w/snap on cover rose cc30/38mm

14.2516.02.900

Half set 8x8mm, w/snap on cover rose + threaded lugs cc38mm, M4 bush
 Half set 8x8mm, w/snap on cover rose + threaded lugs cc38mm, M4,5 bush

14.2519.02.901
 14.2519.02.902

Half set 9x9mm, w/snap on cover rose cc38mm

14.2536.02.900

Half set 9x9mm, w/snap on cover rose + threaded lugs cc38mm, M4 bush
 Half set 9x9mm, w/snap on cover rose + threaded lugs cc38mm, M4,5 bush

14.2539.02.901
 14.2539.02.902



Half set 7x7mm, w/o rose

14.2550.02.900

Half set 8x8mm, w/o rose

14.2510.02.900

Half set 9x9mm, w/o rose

14.2530.02.900

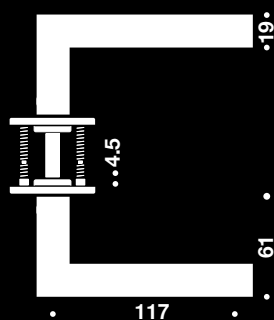


Lever approved
 for fire doors
 according to
 DIN 18273

Lever FFG shape 19mm



Lever FFG shape 19mm



Description

Pair 7x7mm, w/snap on cover rose cc30/38mm, 33-59mm
 Pair 7x7mm, w/snap on cover rose cc30/38mm, 59-85mm

Pair 8x8mm, w/solid rose cc30mm, 33-59mm
 Pair 8x8mm, w/solid rose cc30mm, 59-85mm

Pair 8x8mm, w/solid rose cc38mm, 33-59mm
 Pair 8x8mm, w/solid rose cc38mm, 59-85mm

Pair 8x8mm, w/snap on cover rose cc30/38mm, 33-59mm
 Pair 8x8mm, w/snap on cover rose cc30/38mm, 59-85mm

Pair 8x8mm, w/snap on cover rose + threaded lugs cc38mm, 33-59mm
 Pair 8x8mm, w/snap on cover rose + threaded lugs cc38mm, 59-85mm

Pair 9x9mm, w/snap on cover rose cc38mm, 33-59mm
 Pair 9x9mm, w/snap on cover rose cc38mm, 59-85mm

Half set 7x7mm, w/snap on cover rose cc30/38mm

Half set 8x8mm, w/solid rose cc30mm
 Half set 8x8mm, w/solid rose cc38mm

Half set 8x8mm, w/snap on cover rose cc30/38mm

Half set 8x8mm, w/snap on cover rose + threaded lugs cc38mm, M4 bush
 Half set 8x8mm, w/snap on cover rose + threaded lugs cc38mm, M4,5 bush

Half set 9x9mm, w/snap on cover rose cc38mm

Half set 9x9mm, w/snap on cover rose + threaded lugs cc38mm, M4 bush
 Half set 9x9mm, w/snap on cover rose + threaded lugs cc38mm, M4,5 bush

Half set 7x7mm, w/o rose

Half set 8x8mm, w/o rose

Half set 9x9mm, w/o rose

Item number

14.0256.02.010
 14.0256.02.020

14.0211.02.010
 14.0211.02.020

14.0212.02.010
 14.0212.02.020

14.0216.02.010
 14.0216.02.020

14.0219.02.010
 14.0219.02.020

14.0236.02.010
 14.0236.02.020

14.0256.02.900

14.0211.02.900
 14.0212.02.900

14.0216.02.900

14.0219.02.901
 14.0219.02.902

14.0236.02.900

14.0239.02.901
 14.0239.02.902

14.0250.02.900

14.0210.02.900

14.0230.02.900

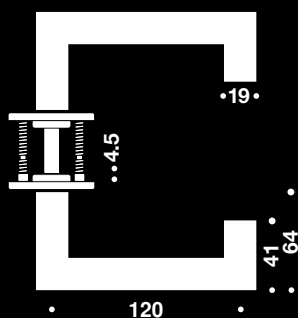


Lever approved
 for fire doors
 according to
 DIN 18273

Door lever FFU shape 19mm



Door lever FFU shape 19mm



Description

Pair 7x7mm, w/snap on cover rose cc30/38mm, 33-59mm

Pair 7x7mm, w/snap on cover rose cc30/38mm, 59-85mm

Pair 8x8mm, w/solid rose cc30mm, 33-59mm

Pair 8x8mm, w/solid rose cc30mm, 59-85mm

Pair 8x8mm, w/solid rose cc38mm, 33-59mm

Pair 8x8mm, w/solid rose cc38mm, 59-85mm

Pair 8x8mm, w/snap on cover rose cc30/38mm, 33-59mm

Pair 8x8mm, w/snap on cover rose cc30/38mm, 59-85mm

Pair 7x7mm, w/F17S, 33-59mm

Pair 7x7mm, w/F17S, 59-85mm

Pair 8x8mm, w/F17S, 33-59mm

Pair 8x8mm, w/F17S, 59-85mm

Pair 8x8mm, w/snap on cover rose + threaded lugs cc38mm, 33-59mm

Pair 8x8mm, w/snap on cover rose + threaded lugs cc38mm, 59-85mm

Item number

14.0356.02.010

14.0356.02.020

14.0311.02.010

14.0311.02.020

14.0312.02.010

14.0312.02.020

14.0316.02.010

14.0316.02.020

14.0358.02.010

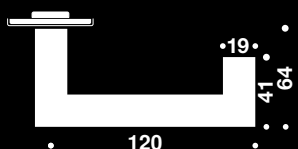
14.0358.02.020

14.0318.02.010

14.0318.02.020

14.0319.02.010

14.0319.02.020



Half set 7x7mm, w/snap on cover rose cc30/38mm

14.0356.02.900

Half set 8x8mm, w/solid rose cc30mm

14.0311.02.900

Half set 8x8mm, w/solid rose cc38mm

14.0312.02.900

Half set 8x8mm, w/snap on cover rose cc30/38mm


14.0316.02.900

Half set 8x8mm, w/snap on cover rose + threaded lugs cc38mm, M4 bush

14.0319.02.901

Half set 8x8mm, w/snap on cover rose + threaded lugs cc38mm, M4,5 bush

14.0319.02.902



Half set 7x7mm, w/o rose

14.0350.02.900

Half set 8x8mm, w/o rose

14.0310.02.900

EN1906:2010

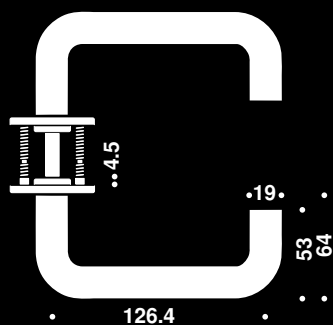


Lever
approved
for DIN 179

Lever O shape 19mm



Lever O shape 19mm



Description

Pair 7x7mm, w/snap on cover rose cc30/38mm, 33-59mm

Pair 7x7mm, w/snap on cover rose cc30/38mm, 59-85mm

Pair 8x8mm, w/solid rose cc30mm, 33-59mm

Pair 8x8mm, w/solid rose cc30mm, 59-85mm

Pair 8x8mm, w/solid rose cc38mm, 33-59mm

Pair 8x8mm, w/solid rose cc38mm, 59-85mm

Pair 8x8mm, w/snap on cover rose cc30/38mm, 33-59mm

Pair 8x8mm, w/snap on cover rose cc30/38mm, 59-85mm

Pair 8x8mm, w/snap on cover rose + threaded lugs cc38mm, 33-59mm

Pair 8x8mm, w/snap on cover rose + threaded lugs cc38mm, 59-85mm

Item number

14.2756.02.010

14.2756.02.020

14.2711.02.010

14.2711.02.020

14.2712.02.010

14.2712.02.020

14.2716.02.010

14.2716.02.020

14.2719.02.010

14.2719.02.020



Half set 7x7mm, w/snap on cover rose cc30/38mm, R

Half set 7x7mm, w/snap on cover rose cc30/38mm, L

Half set 8x8mm, w/solid rose cc30mm, R

Half set 8x8mm, w/solid rose cc30mm, L

Half set 8x8mm, w/solid rose cc38mm, R

Half set 8x8mm, w/solid rose cc38mm, L

Half set 8x8mm, w/snap on cover rose cc30/38mm, R

Half set 8x8mm, w/snap on cover rose cc30/38mm, L

Half set 8x8mm, w/snap on cover rose + threaded lugs cc38mm, M4 bush, R

Half set 8x8mm, w/snap on cover rose + threaded lugs cc38mm, M4 bush, L

Half set 8x8mm, w/snap on cover rose + threaded lugs cc38mm, M4,5 bush, R

Half set 8x8mm, w/snap on cover rose + threaded lugs cc38mm, M4,5 bush, L

14.2756.02.920

14.2756.02.930

14.2711.02.920

14.2711.02.930

14.2712.02.920

14.2712.02.930

14.2716.02.920

14.2716.02.930

14.2719.02.921

14.2719.02.931

14.2719.02.922

14.2719.02.932



Half set 7x7mm, w/o rose, R

Half set 7x7mm, w/o rose, L

Half set 8x8mm, w/o rose, R

Half set 8x8mm, w/o rose, L

14.2750.02.920

14.2750.02.930

14.2710.02.920

14.2710.02.930

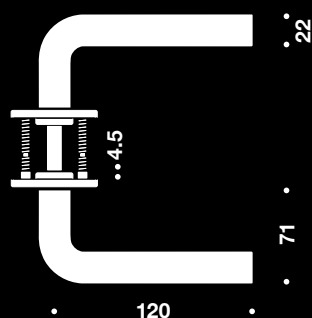


Lever
approved
for DIN 179

Lever L shape 22mm



Lever L shape 22mm



Description

Pair 7x7mm, w/snap on cover rose cc30/38mm, 33-59mm
 Pair 7x7mm, w/snap on cover rose cc30/38mm, 59-85mm

Item number

14.0056.02.010
 14.0056.02.020

Pair 8x8mm, solid rose cc30mm, 33-59mm
 Pair 8x8mm, solid rose cc30mm, 59-85mm

14.0011.02.010
 14.0011.02.020

Pair 8x8mm, solid rose cc38mm, 33-59mm
 Pair 8x8mm, solid rose cc38mm, 59-85mm

14.0012.02.010
 14.0012.02.020

Pair 8x8mm, w/snap on cover rose cc30/38mm, 33-59mm
 Pair 8x8mm, w/snap on cover rose cc30/38mm, 59-85mm

14.0016.02.010
 14.0016.02.020

Pair 8x8mm, w/snap on cover rose + threaded lugs cc38mm, 33-59mm M4
 Pair 8x8mm, w/snap on cover rose + threaded lugs cc38mm, 59-85mm Ø4,5

14.0019.02.010
 14.0019.02.020

Pair 9x9mm, w/snap on cover rose cc38mm, 33-59mm M4
 Pair 9x9mm, w/snap on cover rose cc38mm, 59-85mm Ø4,5

14.0036.02.010
 14.0036.02.020



Half set 7x7mm, w/snap on cover rose cc30/38mm

14.0056.02.900

Half set 8x8mm, solid rose cc30mm
 Half set 8x8mm, solid rose cc38mm

14.0011.02.900
 14.0012.02.900

Half set 8x8mm, w/snap on cover rose cc30/38mm

14.0016.02.900

Half set 8x8mm, w/snap on cover rose + threaded lugs cc38mm, M4 bush
 Half set 8x8mm, w/snap on cover rose + threaded lugs cc38mm, M4,5 bush

14.0019.02.901
 14.0019.02.902

Half set 9x9mm, w/snap on cover rose cc38mm

14.0036.02.900

Half set 9x9mm, w/snap on cover rose + threaded lugs cc38mm, M4 bush
 Half set 9x9mm, w/snap on cover rose + threaded lugs cc38mm, M4,5 bush

14.0039.02.901
 14.0039.02.902



Half set 7x7mm, w/o rose

14.0050.02.900

Half set 8x8mm, w/o rose

14.0010.02.900

Half set 9x9mm, w/o rose

14.0030.02.900

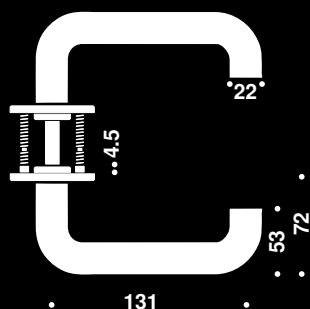


Lever approved
 for fire doors
 according to
 DIN 18273

Lever U shape 22mm



Lever U shape 22mm



Description

Pair 7x7mm, w/snap on cover rose cc30/38mm, 33-59mm
 Pair 7x7mm, w/snap on cover rose cc30/38mm, 59-85mm

Item number

14.0156.02.010
 14.0156.02.020

Pair 8x8mm, solid rose cc30mm, 33-59mm
 Pair 8x8mm, solid rose cc30mm, 59-85mm

14.0111.02.010
 14.0111.02.020

Pair 8x8mm, solid rose cc38mm, 33-59mm
 Pair 8x8mm, solid rose cc38mm, 59-85mm

14.0112.02.010
 14.0112.02.020

Pair 8x8mm, w/snap on cover rose cc30/38mm, 33-59mm
 Pair 8x8mm, w/snap on cover rose cc30/38mm, 59-85mm

14.0116.02.010
 14.0116.02.020

Pair 8x8mm, w/snap on cover rose + threaded lugs cc38mm, 33-59mm
 Pair 8x8mm, w/snap on cover rose + threaded lugs cc38mm, 59-85mm

14.0119.02.010
 14.0119.02.020

Pair 9x9mm, w/snap on cover rose cc38mm, 33-59mm
 Pair 9x9mm, w/snap on cover rose cc38mm, 59-85mm

14.0136.02.010
 14.0136.02.020



Half set 7x7mm, w/snap on cover rose cc30/38mm

14.0156.02.900

Half set 8x8mm, solid rose cc30mm
 Half set 8x8mm, solid rose cc38mm

14.0111.02.900
 14.0112.02.900

Half set 8x8mm, w/snap on cover rose cc30/38mm

14.0116.02.900

Half set 8x8mm, w/snap on cover rose + threaded lugs cc38mm, M4 bush
 Half set 8x8mm, w/snap on cover rose + threaded lugs cc38mm, M4,5 bush

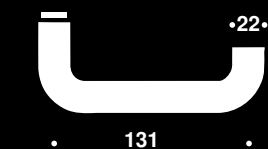
14.0119.02.901
 14.0119.02.902

Half set 9x9mm, w/snap on cover rose cc38mm

14.0136.02.900

Half set 9x9mm, w/snap on cover rose + threaded lugs cc38mm, M4 bush
 Half set 9x9mm, w/snap on cover rose + threaded lugs cc38mm, M4,5 bush

14.0139.02.901
 14.0139.02.902



Half set 7x7mm, w/o rose

14.0150.02.900

Half set 8x8mm, w/o rose

14.0110.02.900

Half set 9x9mm, w/o rose

14.0130.02.900

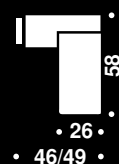
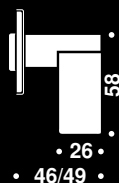
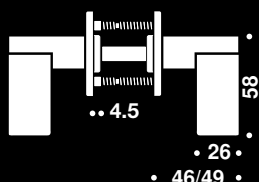


Lever approved
 for fire doors
 according to
 DIN 18273

Lever FK shape offset knob



Lever FK shape offset knob



Description

Pair 7x7mm, w/snap on cover rose cc30/38mm, 33-49mm
 Pair 7x7mm, w/snap on cover rose cc30/38mm, 49-65mm

Pair 8x8mm, w/solid rose cc30mm, 33-49mm
 Pair 8x8mm, w/solid rose cc30mm, 49-65mm

Pair 8x8mm, w/solid rose cc38mm, 33-49mm
 Pair 8x8mm, w/solid rose cc38mm, 49-65mm

Pair 8x8mm, w/snap on cover rose cc30/38mm, 33-49mm
 Pair 8x8mm, w/snap on cover rose cc30/38mm, 49-65mm

Pair 8x8mm, w/snap on cover rose + threaded lugs cc38mm, 33-49mm
 Pair 8x8mm, w/snap on cover rose + threaded lugs cc38mm, 49-65mm

Pair 9x9mm, w/snap on cover rose cc38mm, 33-49mm
 Pair 9x9mm, w/snap on cover rose cc38mm, 49-65mm

Half set 7x7mm, w/snap on cover rose cc30/38mm

Half set 8x8mm, w/solid rose cc30mm
 Half set 8x8mm, w/solid rose cc38mm

Half set 8x8mm, w/snap on cover rose cc30/38mm

Half set 8x8mm, w/snap on cover rose + threaded lugs cc38mm, M4 bush
 Half set 8x8mm, w/snap on cover rose + threaded lugs cc38mm, M4,5 bush

Half set dummy function, w/o rose, M6 (for mounting on dummy back plate or rose)

Half set 9x9mm, w/snap on cover rose cc38mm

Half set 9x9mm, w/snap on cover rose + threaded lugs cc38mm, M4 bush
 Half set 9x9mm, w/snap on cover rose + threaded lugs cc38mm, M4,5 bush

Half set 7x7mm, f/use with ball bearing rose

Half set 8x8mm, f/use with ball bearing rose

Half set 9x9mm, f/use with ball bearing rose

Half set 7x7mm, f/use with back plate

Half set 8x8mm, f/use with back plate

Half set 9x9mm, f/use with back plate

Item number

14.1756.02.010
 14.1756.02.020

14.1711.02.010
 14.1711.02.020

14.1712.02.010
 14.1712.02.020

14.1716.02.018
 14.1716.02.026

14.1719.02.010
 14.1719.02.020

14.1736.02.010
 14.1736.02.020

14.1756.02.900

14.1711.02.900
 14.1712.02.900

14.1716.02.905

14.1719.02.901
 14.1719.02.902

14.1710.02.800

14.1736.02.900

14.1739.02.901
 14.1739.02.902

14.1750.02.900

14.1710.02.908

14.1730.02.908

14.1750.02.700

14.1710.02.700

14.1730.02.700

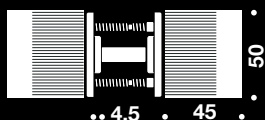


Lever approved
 for fire doors
 according to
 DIN 18273

Lever CK shape cylindrical knob



Lever CK shape cylindrical knob



Description

Pair 7x7mm, w/snap on cover rose cc30/38mm, 33-64mm

Pair 7x7mm, w/snap on cover rose cc30/38mm, 64-96mm

Pair 8x8mm, w/solid rose cc30mm, 33-64mm

Pair 8x8mm, w/solid rose cc30mm, 64-96mm

Pair 8x8mm, w/solid rose cc38mm, 33-64mm

Pair 8x8mm, w/solid rose cc38mm, 64-96mm

Pair 8x8mm, w/snap on cover rose cc30/38mm, 33-64mm

Pair 8x8mm, w/snap on cover rose cc30/38mm, 64-96mm

Pair 8x8mm, w/snap on cover rose + threaded lugs cc38mm, 33-64mm

Pair 8x8mm, w/snap on cover rose + threaded lugs cc38mm, 64-96mm

Item number

14.3056.02.010

14.3056.02.020

14.3011.02.010

14.3011.02.020

14.3012.02.010

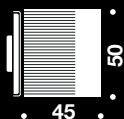
14.3012.02.020

14.3016.02.010

14.3016.02.020

14.3019.02.010

14.3019.02.020

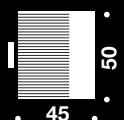


Half set dummy function, w/o rose, M6 (for mounting on dummy back plate or rose)

14.3010.02.800

Pair for glass door, incl. M10 mounting set

14.3040.02.019



Half set 7x7mm, f/use with ball bearing rose

14.3050.02.908

Half set 8x8mm, f/use with ball bearing rose

14.3010.02.900

Half set 7x7mm, f/use with back plate

14.3050.02.700

Half set 8x8mm, f/use with back plate

14.3010.02.700

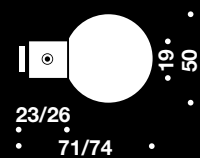
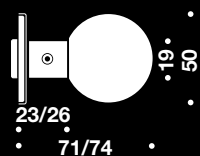
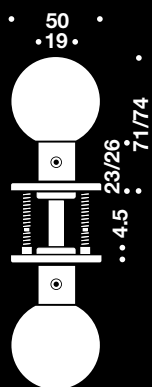
EN1906:2010



Lever KK shape round knob



Lever KK shape round knob



Description	Item number
Pair 7x7mm, w/snap on cover rose cc30/38mm, 33-49mm	14.3156.02.010
Pair 7x7mm, w/snap on cover rose cc30/38mm, 49-65mm	14.3156.02.020
Pair 8x8mm, w/solid rose cc30mm, 33-49mm	14.3111.02.010
Pair 8x8mm, w/solid rose cc30mm, 49-65mm	14.3111.02.020
Pair 8x8mm, w/solid rose cc38mm, 33-49mm	14.3112.02.010
Pair 8x8mm, w/solid rose cc38mm, 49-65mm	14.3112.02.020
Pair 8x8mm, w/snap on cover rose cc30/38mm, 33-49mm	14.3116.02.013
Pair 8x8mm, w/snap on cover rose cc30/38mm, 49-65mm	14.3116.02.021
Pair 8x8mm, w/snap on cover rose + threaded lugs cc38mm, 33-49mm	14.3119.02.010
Pair 8x8mm, w/snap on cover rose + threaded lugs cc38mm, 49-65mm	14.3119.02.020
Pair 9x9mm, w/snap on cover rose cc38mm, 33-49mm	14.3136.02.010
Pair 9x9mm, w/snap on cover rose cc38mm, 49-65mm	14.3136.02.020
Half set 7x7mm, w/snap on cover rose cc30/38mm	14.3156.02.900
Half set 8x8mm, w/solid rose cc30mm	14.3111.02.900
Half set 8x8mm, w/solid rose cc38mm	14.3112.02.900
Half set 8x8mm, w/snap on cover rose cc30/38mm	14.3116.02.901
Half set 8x8mm, w/snap on cover rose + threaded lugs cc38mm, M4 bush	14.3119.02.901
Half set 8x8mm, w/snap on cover rose + threaded lugs cc38mm, M4,5 bush	14.3119.02.902
Half set dummy function, w/o rose, M6 (for mounting on dummy back plate or rose)	14.3110.02.800
Half set 9x9mm, w/snap on cover rose cc38mm	14.3136.02.901
Half set 9x9mm, w/snap on cover rose + threaded lugs cc38mm, M4 bush	14.3139.02.901
Half set 9x9mm, w/snap on cover rose + threaded lugs cc38mm, M4,5 bush	14.3139.02.902
Half set 7x7mm, f/use with ball bearing rose	14.3150.02.900
Half set 8x8mm, f/use with ball bearing rose	14.3110.02.900
Half set 9x9mm, f/use with ball bearing rose	14.3130.02.900
Half set 7x7mm, f/use with back plate	14.3150.02.700
Half set 8x8mm, f/use with back plate	14.3110.02.700
Half set 9x9mm, f/use with back plate	14.3130.02.700

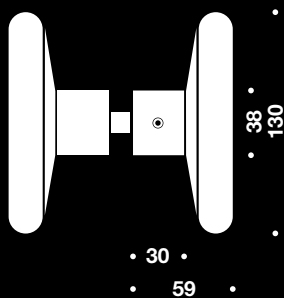


Lever approved
for fire doors
according to
DIN 18273

Ø130mm knob



Ø130mm knob

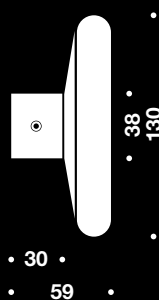


Description

Pair for glass door, w/o rose, 0-38mm, incl. mounting set

Item number

14.3000.02.010



Half set w/bush for wooden doors

14.3000.02.900

EN1906:2010

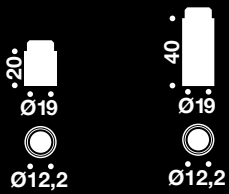


CLASS 4

Lever extension



Lever extension



Description

Neck extension, Ø19x20mm



Neck extension, Ø19x40mm

Item number

14.2900.02.020

14.2900.02.040

Standard and split spindles



Spindle 7x7mm and 8x8mm



7

Description

7x7mm, for lever model L-U-C-B-FF, 33-59mm, 7x7x92mm
 7x7mm, for lever model L-U-C-B-FF, 59-85mm, 7x7x116mm
 7x7mm, for lever model L-U-C-B-FF, 85-111mm, 7x7x140mm

Varenummer

14.2850.92.092
 14.2850.92.116
 14.2850.92.140

7x7mm, for lever model M, 33-44mm, 7x7x76mm
 7x7mm, for lever model M, 44-60mm, 7x7x92mm
 7x7mm, for lever model M, 60-76mm, 7x7x108mm
 7x7mm, for lever model M, 76-92mm, 7x7x124mm
 7x7mm, for lever model M, 92-108mm, 7x7x140mm

14.2850.92.076
 14.2850.92.092
 14.2850.92.108
 14.2850.92.124
 14.2850.92.140

7x7mm, for knob model CK, 33-64mm, 7x7x108mm
 7x7mm, for knob model CK, 64-96mm, 7x7x140mm

14.2850.92.108
 14.2850.92.140

7x7mm, for knob model FK-KK, 33-49mm, 7x7x92mm
 7x7mm, for knob model FK-KK, 49-65mm, 7x7x108mm
 7x7mm, for knob model FK-KK, 65-81mm, 7x7x124mm
 7x7mm, for knob model FK-KK, 81-97mm, 7x7x140mm

14.2850.92.092
 14.2850.92.108
 14.2850.92.124
 14.2850.92.140

7x7mm, for lever model LF-UF, 33-44mm, 7x7x76mm
 7x7mm, for lever model LF-UF, 44-52mm, 7x7x84mm
 7x7mm, for lever model LF-UF, 52-60mm, 7x7x92mm
 7x7mm, for lever model LF-UF, 60-68mm, 7x7x100mm
 7x7mm, for lever model LF-UF, 68-76mm, 7x7x108mm

14.2850.92.076
 14.2850.92.084
 14.2850.92.092
 14.2850.92.100
 14.2850.92.108



8

Description

8x8mm, for lever model L-U-C-B-FF, 33-59mm, 8x8x92mm
 8x8mm, for lever model L-U-C-B-FF, 59-85mm, 8x8x116mm
 8x8mm, for lever model L-U-C-B-FF, 85-111mm, 8x8x140mm

Varenummer

14.2810.92.092
 14.2810.92.116
 14.2810.92.140

8x8mm, for lever model M, 33-44mm, 8x8x76mm
 8x8mm, for lever model M, 44-60mm, 8x8x92mm
 8x8mm, for lever model M, 60-76mm, 8x8x108mm
 8x8mm, for lever model M, 76-92mm, 8x8x124mm
 8x8mm, for lever model M, 92-108mm, 8x8x140mm

14.2810.92.076
 14.2810.92.092
 14.2810.92.108
 14.2810.92.124
 14.2810.92.140

8x8mm, for knob model CK, 33-64mm, 8x8x108mm
 8x8mm, for knob model CK, 64-96mm, 8x8x140 mm

14.2810.92.108
 14.2810.92.140

8x8mm, for knob model FK-KK, 33-49mm, 8x8x92mm
 8x8mm, for knob model FK-KK, 49-65mm, 8x8x108mm
 8x8mm, for knob model FK-KK, 65-81mm, 8x8x124mm
 8x8mm, for knob model FK-KK, 81-97mm, 8x8x140mm

14.2810.92.092
 14.2810.92.108
 14.2810.92.124
 14.2810.92.140

8x8mm, for lever model LF-UF, 33-44mm, 8x8x76mm
 8x8mm, for lever model LF-UF, 44-52mm, 8x8x84mm
 8x8mm, for lever model LF-UF, 52-60mm, 8x8x92mm
 8x8mm, for lever model LF-UF, 60-68mm, 8x8x100mm
 8x8mm, for lever model LF-UF, 68-76mm, 8x8x108mm

14.2810.92.076
 14.2810.92.084
 14.2810.92.092
 14.2810.92.100
 14.2810.92.108

Spindle f/dummy mounting or pull lever spindle

 <p>M8</p>	<p>Description</p> <p>8x8mm, M8, 85mm 8x8mm, M8, 145mm</p>	<p>Item number</p> <p>14.2830.92.801 14.2830.92.115</p>
 <p>M8</p>		
 <p>M6</p>	<p>8x8mm, M6, 85mm 8x8mm, M6, 145mm</p>	<p>14.2840.92.801 14.2840.92.802</p>
 <p>M6</p>		

Spindle 9x9mm



Description

9x9mm, for lever model L-U-C-B-FF, 33-59mm, 9x9x92mm
 9x9mm, for lever model L-U-C-B-FF, 59-85mm, 9x9x116mm
 9x9mm, for lever model L-U-C-B-FF, 85-111mm, 9x9x140mm

Item number

14.2830.92.092
 14.2830.92.116
 14.2830.92.140

9x9mm, for knob model FK-KK, 33-49mm, 9x9x92mm
 9x9mm, for knob model FK-KK, 49-65mm, 9x9x108mm
 9x9mm, for knob model FK-KK, 65-81mm, 9x9x124mm
 9x9mm, for knob model FK-KK, 81-97mm, 9x9x140mm

14.2830.92.092
 14.2830.92.108
 14.2830.92.124
 14.2830.92.140

9x9mm, for lever model LF-UF, 33-44mm, 9x9x76mm
 9x9mm, for lever model LF-UF, 44-52mm, 9x9x84mm
 9x9mm, for lever model LF-UF, 52-60mm, 9x9x92mm
 9x9mm, for lever model LF-UF, 60-68mm, 9x9x100mm
 9x9mm, for lever model LF-UF, 68-76mm, 9x9x108mm

14.2830.92.076
 14.2830.92.084
 14.2830.92.092
 14.2830.92.100
 14.2830.92.108

Split spindle



Description

8x8x92mm, for lever model L-U-C-B-FF, 33-59mm
 8x8x116mm, for lever model L-U-C-B-FF, 59-85mm
 8x8x140mm, for lever model L-U-C-B-FF, 85-111mm

Item number

14.2811.92.801
 14.2811.92.802
 14.2811.92.803



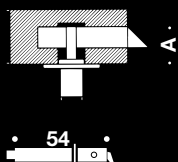
9x9x92mm, for lever model L-U-C-B-FF, 33-59mm
 9x9x116mm, for lever model L-U-C-B-FF, 59-85mm
 9x9x140mm, for lever model L-U-C-B-FF, 85-111mm

14.2811.92.901
 14.2811.92.902
 14.2811.92.903

Single sided and one way spindles



One way spindle



Description

8x8x54mm, A=30-39mm

8x8x63mm, A=39-48mm

8x8x70mm, A=36-45mm

9x9x60mm, A=36-45mm

9x9x65mm, A=41-50mm

9x9x70mm, A=46-55mm

Item number

14.2800.92.801

14.2800.92.802

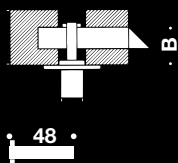
14.2800.92.803

14.2800.92.901

14.2800.92.902

14.2800.92.903

Single sided spindle



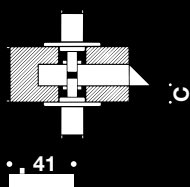
8x8x48mm, B=20-29mm

8x8x55mm, B=27-36mm

14.2805.92.801

14.2805.92.802

Single sided spindle f/lock case w/split follower



8x8x41mm, C=8-17

9x9x41mm, C=8-17

9x9x50mm, C=17-26

9x9x59mm, C=26-35

9x9x68mm, C=35-44

14.2810.92.801

14.2810.92.901

14.2810.92.902








14.2810.92.903

14.2810.92.904

Tools



Tools

Image	Description	Item number
	F/removal of snap on rose	14.2930.02.002
	Torx tool kit, T10, screw driver and bit	14.9767.00.105
	Torx screw driver T10	14.9768.10.008
	F/fixing of ball bearing rose and back plate	14.2935.00.089
	F/fixing of pig nose bolt M8	14.4971.92.006
	F/fixing of pig nose bolt M10/M12	14.4972.92.001
	Construction key	14.9300.15.000

Drilling tools



Drilling tools



Description

Ø42mm, f/return spring, f/pre-drilled wooden doors, Ø20-40mm

Item number

14.2924.00.005

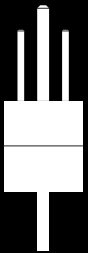


Ø32mm piloted cutter, 8mm drill bit, f/pre-drilled wooden doors Ø25-32mm

14.2926.00.004

Ø25mm piloted cutter, 8mm drill bit, f/pre-drilled wooden doors Ø9-25mm

14.2928.00.003



F/fixing bushes, f/pre-drilled wooden doors, Ø40mm, CC30mm, distance 7-20mm

14.2925.00.107

F/fixing bushes, f/pre-drilled wooden doors, Ø40mm, CC30mm, distance 20-40mm

14.2925.00.204



Ø40 mm, f/door preparation of backing rose CC30mm

14.3455.00.007







Ø25mm, f/pre-drilled steel doors, Ø9-25mm

14.2929.00.008

Screws



Screws

	Description	Item number
 <p>M4 TX10</p>	Section Bolt, TX10 w/bush, M4x39mm (no section)	14.2961.74.030
	Section Bolt, TX10 w/bush, M4x110mm	14.2961.74.107
	Section Bolt, TX10 w/o bush, M4x39mm (no section)	14.9704.74.040
	Section Bolt, TX10 w/o bush, M4x110mm	14.9704.74.065
	M4x12mm bush	14.9704.74.018
	M4 screws are used for fitting roses, escutcheons and back plates	
 <p>M5 TX10</p>	Section Bolt, TX10 w/bush, M5x75mm	14.2962.74.071
	Section Bolt, TX10 w/bush, M5x110mm	14.2962.74.101
	Section Bolt, TX10 w/o bush, M5x75mm	14.2981.74.750
	Section Bolt, TX10 w/o bush, M5x110mm	14.2981.74.990
	M5x12mm bush	14.9704.74.031
	M5 screws are used for fitting security roses and security back plates	
 <p>TX10</p>	Self tapping screw 3,5x10mm	14.2951.02.102
	Self tapping screw 3,5x16mm	14.2951.02.161
	Self tapping screw 4,2x10mm	14.2951.02.200
	Self tapping screw 4,2x16mm	14.2951.02.260
	Grub screw f/Ø16mm lever, M5x6,8mm	14.9701.02.016
	Grub screw f/Ø19mm lever, M5x8,3mm	14.9701.02.019

Return spring and fixing bush



Return spring and fixing bush



Description

Fixing bush 4,5mm f/screw fixing, CC30mm

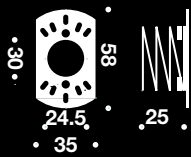
Item number

14.2986.00.006



Lever hole reduction bush to Ø25mm f/ball bearing

14.2990.00.002

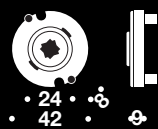


Fixing bush f/metal doors thickness less than 60mm, CC30mm, w/screws M4x10mm

14.2988.00.005

Fixing bush f/metal doors thickness more than 60mm, CC30mm, w/screws M4x10mm

14.2988.00.609



Single action, CC38mm

14.2993.00.014

Double action, CC38mm

14.2992.00.028

Roses w/ball bearing



Roses w/ball bearing

 <p>•30/38• 4.5 ± 0.3</p>	<p>Description</p> <p>F/levers, solid CC30mm F/levers, solid CC38mm</p>	<p>Item number</p> <p>14.3210.02.154 14.3210.02.201</p>
 <p>• 30 • 4.5 ± 0.4</p>	<p>F/14mm levers, w/snap on cover CC30/38mm F/16mm levers, w/snap on cover CC30/38mm F/19mm levers, w/snap on cover CC30/38mm</p>	<p>14.3216.02.600 14.3216.02.607 14.3216.02.909</p>
 <p>• 43/50 • • 30 • 6.5 ± 0.4</p>	<p>F/levers, solid CC43mm F/levers, solid CC50mm</p>	<p>14.3211.02.443 14.3211.02.450</p>
 <p>• 43/50 • • 30 • 6.5 ± 0.4</p>	<p>F/14mm levers, w/snap on cover CC43mm F/16mm levers, w/snap on cover CC43mm F/19mm levers, w/snap on cover CC43mm</p>	<p>14.3217.02.336 14.3217.02.369 14.3217.02.393</p>
 <p>• 43/50 • • 30 • 6.5 ± 0.4</p>	<p>F/14mm levers, w/snap on cover CC50mm F/16mm levers, w/snap on cover CC50mm F/19mm levers, w/snap on cover CC50mm</p>	<p>14.3217.02.433 14.3217.02.466 14.3217.02.491</p>

Roses f/dummy levers/knobs



Roses f/dummy levers/knobs

	<p>Description</p> <p>W/hole for dummy knob fixing, w. M4 bushes, w/snap on cover CC38mm</p> <p>W/hole for dummy knob, w/snap on cover CC30/38mm</p> <p>8x8mm spindle, w/snap on cover CC30/38mm</p> <p>W/hole f/dummy knob Ø50mm, w/snap on, w/fix spindle CC30mm</p> <p>W/hole f/dummy knob Ø50mm, w/snap on, w/fix spindle CC38mm</p>	<p>Item number</p> <p>14.3258.02.381</p> <p>14.3258.02.900</p> <p>14.3259.02.900</p> <p>14.3258.02.100</p> <p>14.3257.02.420</p>
	<p>8x8mm spindle, solid CC30mm, L</p> <p>8x8mm spindle, solid CC30mm, R</p> <p>8x8mm spindle, solid CC38mm</p>	<p>14.3259.02.101</p> <p>14.3259.02.102</p> <p>14.3259.02.203</p>
	<p>W/hole for dummy knob fixing, w/snap on cover CC50mm</p>	<p>14.3257.02.900</p>
	<p>8x8mm spindle, w/snap on cover CC50mm</p>	<p>14.3267.02.900</p>
	<p>W/hole for dummy knob fixing, solid CC50mm</p>	<p>14.3257.02.400</p>
	<p>8x8mm spindle, solid CC50mm</p>	<p>14.3267.02.400</p>

Ø50mm key, blind and budget lock escutcheons



Ø50mm key, blind and budget lock escutcheons



Description
W/snap on cover CC27/30/38mm

Item number
14.3235.02.804



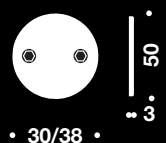
Solid CC27mm
Solid CC30mm
Solid CC38mm

14.3230.02.551
14.3230.02.100
14.3230.02.208



W/snap on cover CC27/30/38mm, holes M4
W/snap on cover CC30mm, f/ASSA holes M5

14.3245.02.808
14.3465.02.100



Solid CC30mm
Solid CC38mm, holes M4
Solid CC30mm, f/ASSA holes M5

14.3240.02.104
14.3240.02.201
14.3460.02.108



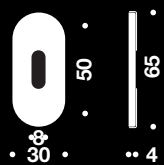
F/use w/budget and other locking/bolting devices

14.3250.02.001

Oval 30x65mm key and blind escutcheons

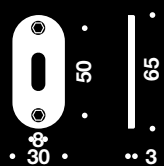


Oval 30x65mm key and blind escutcheons



Description
W/snap on cover CC50mm

Item number
14.3237.02.401



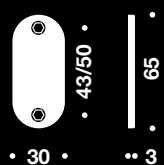
Solid CC50mm

14.3234.02.400



W/snap on cover CC43mm
W/snap on cover CC50mm


14.3247.02.300
14.3247.02.408



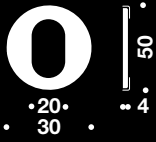
Solid CC43mm
Solid CC50mm

14.3241.02.300
14.3241.02.350

Ø50mm cylinder escutcheons ASSA

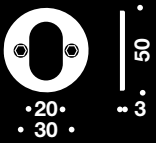


Ø50mm cylinder escutcheons ASSA



Description
W/snap on cover CC30mm

Item number
14.3436.02.139



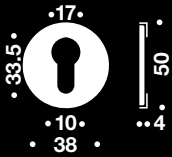
Solid CC30mm

14.3432.02.149

Ø50mm cylinder escutcheons PZ



Ø50mm cylinder escutcheons PZ

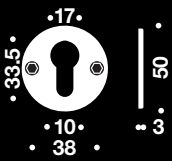


Description

W/snap on cover CC38mm

Item number

14.3435.02.215



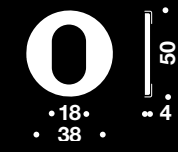
Solid CC38mm

14.3430.02.212

Ø50mm cylinder escutcheons UNION



Ø50mm cylinder escutcheons UNION

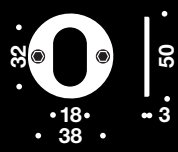


Description

W/snap on cover CC38mm

Item number

14.3435.02.223



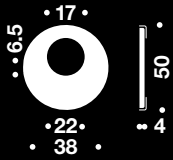
Solid CC38mm

14.3430.02.221

Ø50mm cylinder escutcheons KESO/KABA

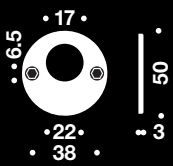


Ø50mm cylinder escutcheons KESO/KABA



Description
W/snap on cover CC38mm

Item number
14.3435.02.258



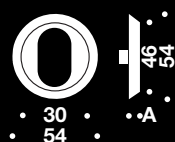
Solid CC38mm

14.3430.02.255

Safety cylinder escutcheons



Safety cylinder escutcheons

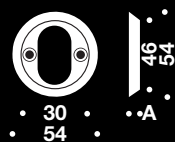


Description

- F/ASSA, 6mm external
- F/ASSA, 8mm external
- F/ASSA, 11mm external
- F/ASSA, 13mm external
- F/ASSA, 16mm external
- F/ASSA, 18mm external
- F/ASSA, 21mm external

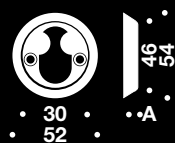
Item number

- 14.3441.02.067
- 14.3441.02.083
- 14.3441.02.113
- 14.3441.02.130
- 14.3441.02.164
- 14.3441.02.181
- 14.3441.02.211



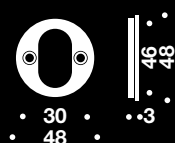
- F/ASSA, 6mm internal
- F/ASSA, 8mm internal
- F/ASSA, 11mm internal
- F/ASSA, 13mm internal
- F/ASSA, 16mm internal
- F/ASSA, 18mm internal
- F/ASSA, 21mm internal

- 14.3451.02.061
- 14.3451.02.087
- 14.3451.02.117
- 14.3451.02.168
- 14.3451.02.184
- 14.3451.02.213
- 14.3451.02.214



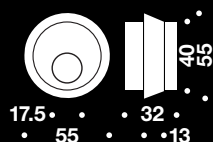
- F/ASSA rokoko, 6mm internal
- F/ASSA rokoko, 8mm internal
- F/ASSA rokoko, 11mm internal
- F/ASSA rokoko, 13mm internal
- F/ASSA rokoko, 16mm internal
- F/ASSA rokoko, 18mm internal
- F/ASSA rokoko, 21mm internal

- 14.3453.02.060
- 14.3453.02.086
- 14.3453.02.116
- 14.3453.02.132
- 14.3453.02.167
- 14.3453.02.183
- 14.3453.02.213



- Backing rose f/back plates
- See drilling tools section for the drilling tool

14.9710.00.067



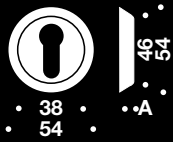
- Security escutcheons and cylindering, 13mm, f/ASSA

14.3438.02.130

Ø55mm safety cylinder escutcheons



Ø55mm safety cylinder escutcheons

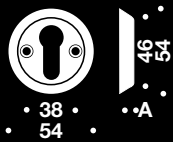


Description

- PZ, 6mm external
- PZ, 8mm external
- PZ, 11mm external
- PZ, 13mm external
- PZ, 16mm external
- PZ, 18mm external

Item number

- 14.3444.02.061
- 14.3444.02.087
- 14.3444.02.117
- 14.3444.02.133
- 14.3444.02.168
- 14.3444.02.184



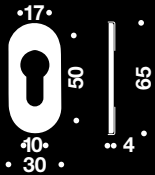
- PZ, 6mm internal
- PZ, 8mm internal

- 14.3454.02.064
- 14.3454.02.081

Oval 30x65mm cylinder escutcheons PZ

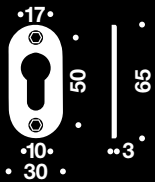


Oval 30x65mm cylinder escutcheons PZ



Description
W/snap on cover CC50mm

Item number
14.3437.02.419



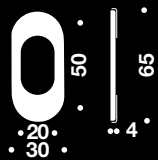
Solid CC50mm

14.3430.02.410

Oval 30x65mm cylinder escutcheons ASSA



Oval 30x65mm cylinder escutcheons ASSA

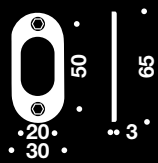


Description

W/snap on cover CC50mm

Item number

14.3437.02.440



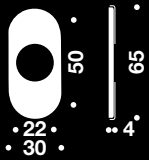
Solid CC50mm

14.3430.02.440

Oval 30x65mm cylinder escutcheons KESO/KABA



Oval 30x65mm cylinder escutcheons KESO/KABA

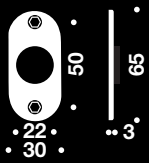


Description

W/snap on cover CC50mm

Item number

14.3437.02.450



Solid CC50mm

14.3430.02.450

Thumb turn



Thumb turn

	Description	Item number
	W/snap on cover, CC30 mm, w/spindle f/ASSA	14.3416.02.160
• 30 •	W/snap on cover, CC38 mm, w/spindle 8x8mm spindle	14.3416.02.280
	W/snap on cover, CC38 mm, w/spindle 6x6mm spindle	14.3416.02.500
• 38 •		
	Solid, CC30 mm, w/spindle f/ASSA	14.3410.02.169
• 30 •	Solid, CC38 mm, w/spindle 8x8mm spindle	14.3410.02.282
	Solid, CC38 mm, w/spindle 6x6mm spindle	14.3410.02.260
• 38 •		
	W/snap on cover, CC50 mm, w/spindle f/ASSA	14.3417.02.460
• 30 •		
	Solid, CC50 mm, w/spindle f/ASSA	14.3413.02.460
• 30 •		

Ø50mm thumb turn – disabled



Ø50mm thumb turn – disabled



Description

W/snap on cover, CC30mm, w/spindle f/ASSA, RH

W/snap on cover, CC30mm, w/spindle f/ASSA, LH

W/snap on cover, CC38mm, w/spindle 8x8mm spindle

W/snap on cover, CC38mm, w/spindle 6x6mm spindle

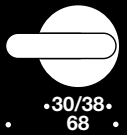
Item number

14.3418.02.150

14.3418.02.160

14.3418.02.280

14.3418.02.500



Solid, CC30mm, w/spindle f/ASSA, RH

Solid, CC30mm, w/spindle f/ASSA, LH

Solid, CC38mm, w/spindle 8x8mm spindle

Solid, CC38mm, w/spindle 6x6mm spindle

14.3411.02.163

14.3411.02.171

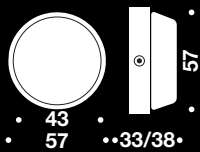
14.3411.02.287

14.3411.02.260

Emergency exit dome



Emergency exit dome



Description

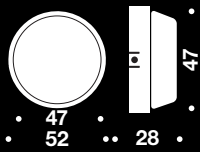
Incl. Glass dome, w/spindle f/ASSA

Item number

14.3420.74.007

Incl. Glass dome, w/spindle f/TrioVing

14.3421.74.000



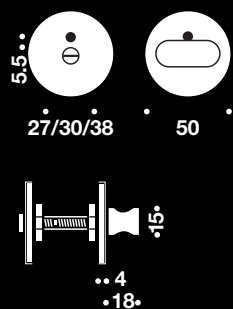
Glass dome for 14.3421 and 14.3420

14.3420.00.003

Ø50mm toilet indicator



Ø50mm toilet indicator

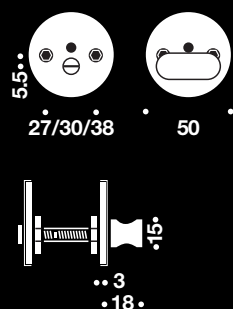


Description

W/snap on cover, CC27mm, 5mm spindle and 180°, 34-48mm
 W/snap on cover, CC30mm, 5mm spindle and 90°, 34-48mm
 W/snap on cover, CC38mm, 8mm spindle and 90°, 34-48mm
 W/snap on cover, CC38mm, 5mm spindle and 90°, 34-48mm
 W/snap on cover, CC38mm, 6mm spindle and 90°, 34-48mm

Item number

14.3475.02.104
 14.3475.02.155
 14.3475.02.309
 14.3475.02.457
 14.3475.02.503



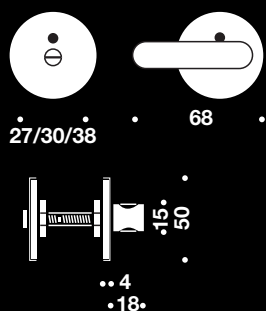
Solid, CC27mm, 5mm spindle and 180°, 34-48mm
 Solid, CC30mm, 5mm spindle and 90°, 34-48mm
 Solid, CC38mm, 8mm spindle and 90°, 34-48mm
 Solid, CC38mm, 5mm spindle and 90°, 34-48mm
 Solid, CC38mm, 6mm spindle and 90°, 34-48mm

14.3470.02.101
 14.3470.02.152
 14.3470.02.306
 14.3470.02.454
 14.3470.02.501

Ø50mm toilet indicator – disabled



Ø50mm toilet indicator – disabled

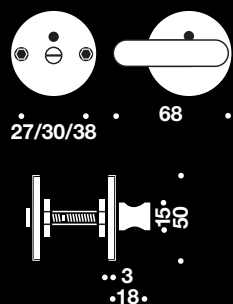


Description

- W/snap on cover, CC27mm, 5mm spindle and 180°, 34-48mm
- W/snap on cover, CC30mm, 5mm spindle and 90°, 34-48mm, RH
- W/snap on cover, CC30mm, 5mm spindle and 90°, 34-48mm, LH
- W/snap on cover, CC38mm, 8mm spindle and 90°, 34-48mm
- W/snap on cover, CC38mm, 5mm spindle and 90°, 34-48mm
- W/snap on cover, CC38mm, 6mm spindle and 90°, 34-48mm

Item number

- 14.3478.02.102
- 14.3478.02.150
- 14.3478.02.160
- 14.3478.02.300
- 14.3478.02.450
- 14.3478.02.500



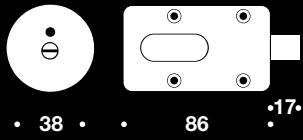
- Solid, CC27mm, 5mm spindle and 180°, 34-48mm
- Solid, CC30mm, 5mm spindle and 90°, 34-48mm, RH
- Solid, CC30mm, 5mm spindle and 90°, 34-48mm, LH
- Solid, CC38mm, 8mm spindle and 90°, 34-48mm
- Solid, CC38mm, 5mm spindle and 90°, 34-48mm
- Solid, CC38mm, 6mm spindle and 90°, 34-48mm

- 14.3471.02.103
- 14.3471.02.157
- 14.3471.02.165
- 14.3471.02.335
- 14.3471.02.450
- 14.3471.02.500

Surface toilet indicator set

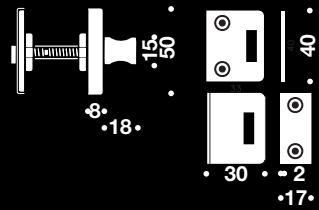


Surface toilet indicator set



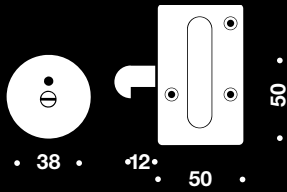
Description
CC38mm, 18-34mm

Item number
14.3476.02.028



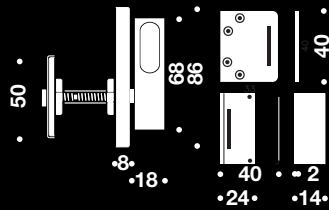
Toilet surface indicator CC38 mm, 8-24mm, 5 mm spindle

14.3476.02.010



Hook lock- disabled, CC38mm, 26-42mm, 5mm spindle, R
Hook lock- disabled, CC38mm, 26-42mm, 5mm spindle, L

14.3479.02.021
14.3479.02.030



Flush pull toilet indicator



Flush pull toilet indicator



Description

Toilet flush pull $\varnothing 50$ 5V90

Toilet flush pull $\varnothing 50$ 6V90

Toilet flush pull $\varnothing 50$ 8L90

Item number

14.3974.02.095

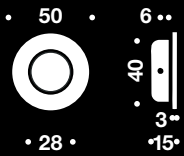
14.3974.02.096

14.3974.02.098

Flush pull handle round



Flush pull handle round



Description

Ø50mm

Ø80mm

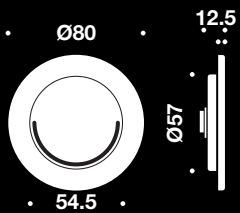
Ø115mm

Item number

14.3900.02.051

14.3900.02.077

14.3900.02.115



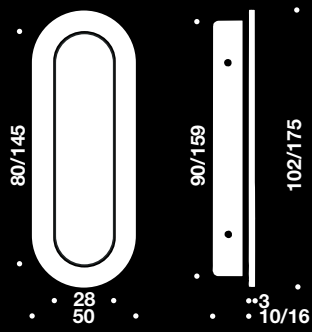
Ø80mm, w/hole f/8mm spindle

14.3910.02.001

Flush pull handle oval

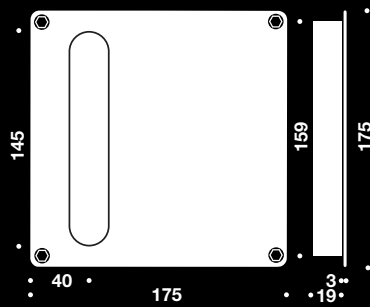


Flush pull handle oval



Description
50x102mm
58x175mm

Item number
14.3950.02.105
14.3950.02.164



58x175 on back plate 175x175mm

14.3970.02.111

Back plates MATRIX SKA standard

Lever handle placement



Blind

W/lever hole

Oval cylinder

Round cylinder

Rococo cylinder

Thumb turn

Thumb turn disabled

Toilet

210x60x2mm

Page 133

Page 135

Page 137

Page 139

Page 141

Page 143

Page 145

210x30x3mm

Page 147

Page 149

Page 151

Page 153

Page 155

175x175x2mm

Page 157

Page 159

Page 161

Page 163

Page 165

Page 167

Page 169


SKA

d line
KNUD HOLSCHER DESIGN

Blind



Blind



Description
210x60x2mm

Item number
14.3701.02.008

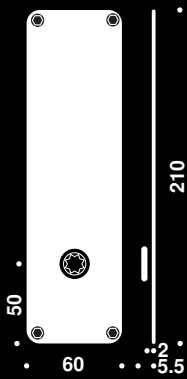
SKA

d line
KNUD HOLSCHER DESIGN

W/lever hole

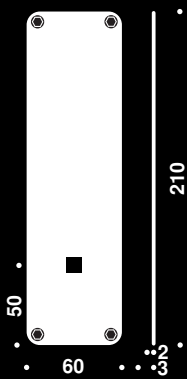


W/lever hole



Description
F/ASSA, 210x60x2mm

Item number
14.3650.02.011



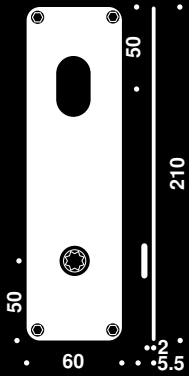
F/ASSA, 210x60x3mm

14.3550.02.010

Oval cylinder




Oval cylinder



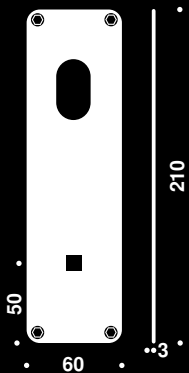
Description
F/ASSA, 210x60x2mm, X=105mm

Item number
14.3650.02.097



F/ASSA, 210x60x2mm

14.3650.02.000



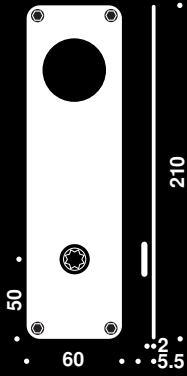
F/ASSA, 210x60x3mm, X=105mm

14.3550.02.285

Round cylinder




Round cylinder




Description
F/ASSA, 210x60x2mm, X=111mm

Item number
14.3650.02.291



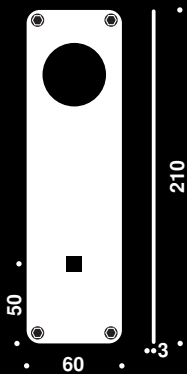
F/ASSA, 210x60x2mm

14.3650.02.280



F/ASSA, 210x60x2mm, X=111mm

14.3650.02.170



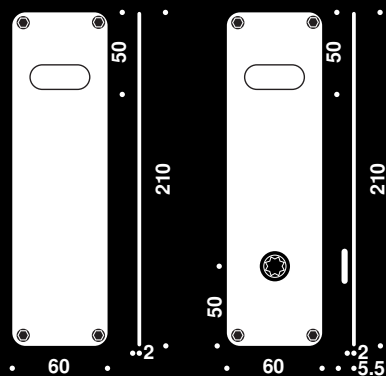
F/ASSA, 210x60x3mm, X=111mm

14.3550.02.290

Thumb turn

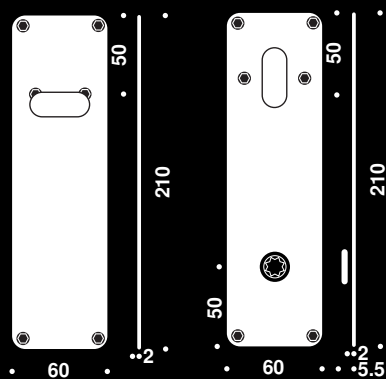


Thumb turn



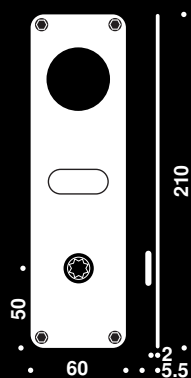
Description
 F/ASSA, 210x60x2mm, X=105mm
 W/leverhole, f/ASSA, 210x60x2mm, X=105mm

Item number
 14.3650.02.100
 14.3650.02.135



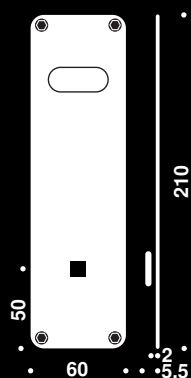
F/ASSA, 210x60x2mm, X=105mm
 W/leverhole, f/ASSA, 210x60x2mm, X=105mm

14.3650.02.130
 14.3650.02.125



F/ASSA, 210x60x2mm, X=111

14.3650.02.391



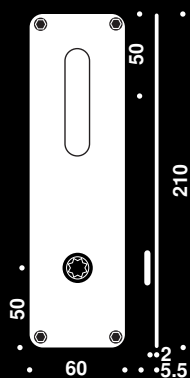
F/ASSA, 210x60x3mm, X=105mm

14.3550.02.130

Thumb turn disabled

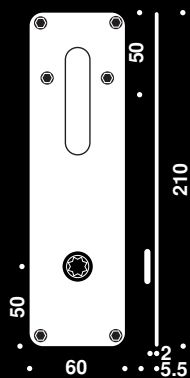


Thumb turn disabled



Description
F/ASSA, 210x60x2mm, X=105mm

Item number
14.3650.02.150



F/ASSA, 210x60x2mm, X=105mm, R
F/ASSA, 210x60x2mm, X=105mm, L

14.3650.02.250
14.3650.02.350

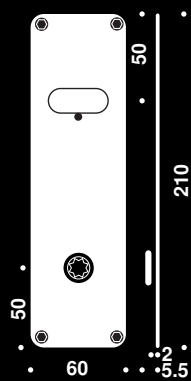
SKA

d line
KNUD HOLSCHER DESIGN

Toilet

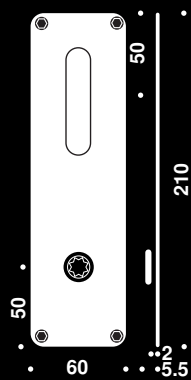


Toilet



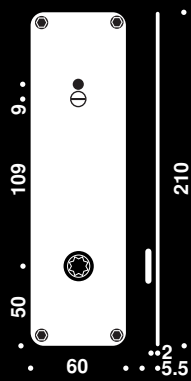
Description
F/ASSA, 210x60x2mm, X=105mm

Item number
14.3650.02.453



F/ASSA, 210x60x2mm, X=105mm

14.3650.02.450




F/ASSA, 210x60x2mm, X=105mm

14.3650.02.411

SKA

d line
KNUD HOLSCHER DESIGN

Blind



Blind



Description

Internal, f/ASSA, 210x30x3mm

External, f/ASSA, 210x30x3mm

Item number

14.3660.02.015

14.3701.02.200

SKA

d line
KNUD HOLSCHER DESIGN

W/lever hole



W/lever hole



Description
F/ASSA, 210x30x3mm

Item number
14.3660.02.023

Oval cylinder



Oval cylinder



Description

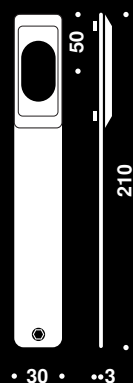
Internal, f/ASSA, 210x30x3mm, X=105
 Internal, f/ASSA, 210x30x3mm, X=115

Item number

14.3660.02.097
 14.3660.02.031

External, f/ASSA, 210x30x3mm, X=115-8mm
 External, f/ASSA, 210x30x3mm, X=115-12mm
 External, f/ASSA, 210x30x3mm, X=115-16mm
 External, f/ASSA, 210x30x3mm, X=115-20mm

14.3662.02.081
 14.3662.02.120
 14.3662.02.162
 14.3662.02.201



Internal, f/ASSA, 210x30x3mm

14.3660.02.058

External, f/ASSA, 210x30x3mm, 8mm
 External, f/ASSA, 210x30x3mm, 12mm
 External, f/ASSA, 210x30x3mm, 16mm
 External, f/ASSA, 210x30x3mm, 20mm

14.3661.02.087
 14.3661.02.125
 14.3661.02.168
 14.3661.02.206



External, f/ASSA, 210x30x3mm, X=0-0mm
 External, f/ASSA, 210x30x3mm, X=0-8mm
 External, f/ASSA, 210x30x3mm, X=0-12mm
 External, f/ASSA, 210x30x3mm, X=0-16mm
 External, f/ASSA, 210x30x3mm, X=0-20mm

14.3663.02.035
 14.3663.02.086
 14.3663.02.124
 14.3663.02.167
 14.3663.02.205

Rococo cylinder



Rococo cylinder



Description

- External, f/ASSA, 210x30x3mm, X=115-8mm
- External, f/ASSA, 210x30x3mm, X=115-12mm
- External, f/ASSA, 210x30x3mm, X=115-16mm
- External, f/ASSA, 210x30x3mm, X=115-20mm

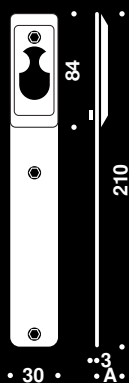
Item number

- 14.3672.02.085
- 14.3672.02.123
- 14.3672.02.166
- 14.3672.02.204



- External, f/ASSA, 210x30x3mm, X=0-8mm
- External, f/ASSA, 210x30x3mm, X=0-12mm
- External, f/ASSA, 210x30x3mm, X=0-16mm
- External, f/ASSA, 210x30x3mm, X=0-20mm

- 14.3671.02.081
- 14.3671.02.129
- 14.3671.02.161
- 14.3671.02.200



- Internal, f/ASSA, 210x30x3mm, X=115-8mm
- Internal, f/ASSA, 210x30x3mm, X=115-12mm
- Internal, f/ASSA, 210x30x3mm, X=115-16mm
- Internal, f/ASSA, 210x30x3mm, X=115-20mm

- 14.3673.02.080
- 14.3673.02.128
- 14.3673.02.161
- 14.3673.02.209


SKA

d line
KNUD HOLSCHER DESIGN

Thumb turn

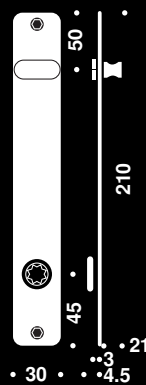


Thumb turn



Description
F/ASSA, 210x30x3mm

Item number
14.3660.02.066




F/ASSA, 210x30x3mm, X=105
F/ASSA, 210x30x3mm, X=115

14.3660.02.135
14.3660.02.040

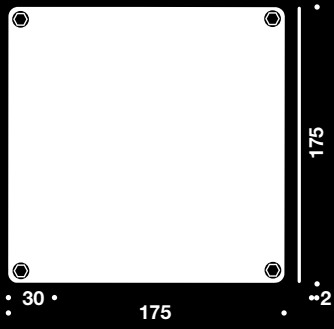
SKA

d line
KNUD HOLSCHER DESIGN

Blind



Blind



Description
175x175x2mm

Item number
14.3776.02.006

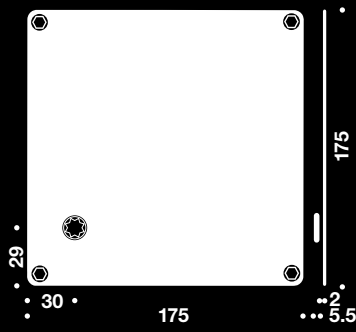
SKA

d line
KNUD HOLSCHER DESIGN

W/lever hole

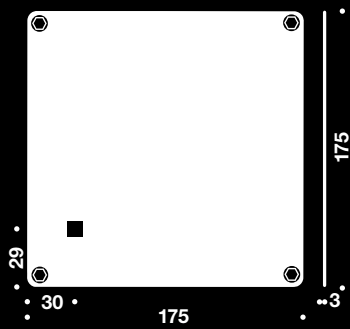


W/lever hole



Description
L, f/ASSA, 175x175x2mm
R, f/ASSA, 175x175x2mm

Item number
14.3675.02.038
14.3675.02.020



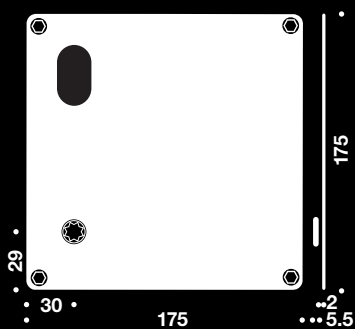
L, f/ASSA, 175x175x3mm
R, f/ASSA, 175x175x3mm

14.3575.02.038
14.3575.02.020

Oval cylinder



Oval cylinder



Description

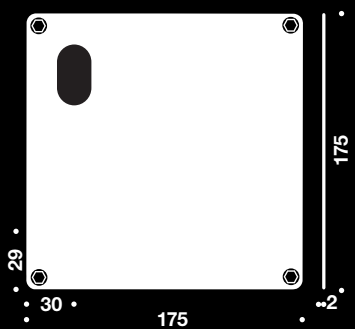
L, f/ASSA, 175x175x2mm, X=105

R, f/ASSA, 175x175x2mm, X=105

Item number

14.3675.02.119

14.3675.02.101

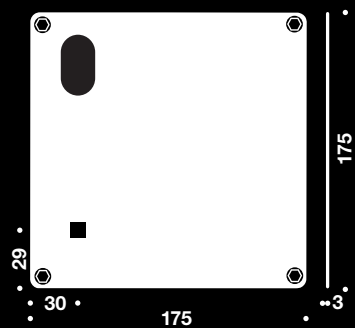


L, f/ASSA, 175x175x2mm

R, f/ASSA, 175x175x2mm,

14.3675.02.300

14.3675.02.200



L, f/ASSA, 175x175x3mm, X=105

R, f/ASSA, 175x175x3mm, X=105

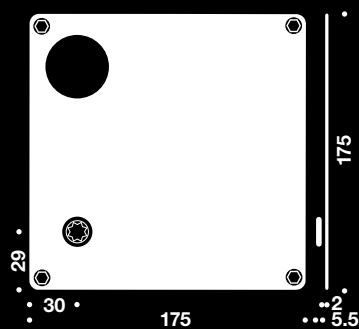
14.3575.02.119

14.3575.02.101

Round cylinder

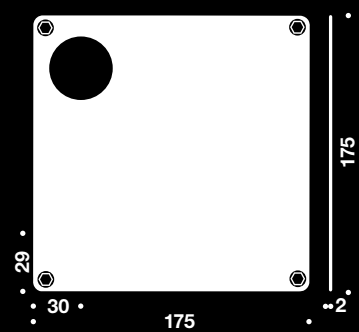


Round cylinder



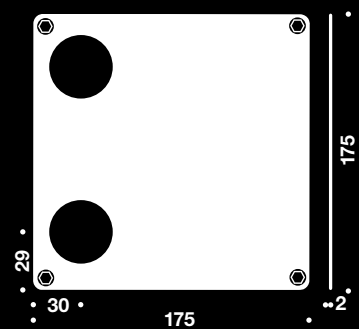
Description
 L, f/ASSA, 175x175x2mm, X=111
 R, f/ASSA, 175x175x2mm, X=111

Item number
 14.3675.02.313
 14.3675.02.305



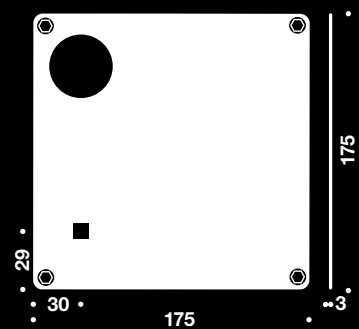
L, H/ASSA, 175x175x2mm
 R, f/ASSA, 175x175x2mm

14.3776.02.313
 14.3776.02.305



L, f/ASSA, 175x175x2mm, X=111
 R, f/ASSA, 175x175x2mm, X=111


14.3675.02.311
 14.3675.02.211



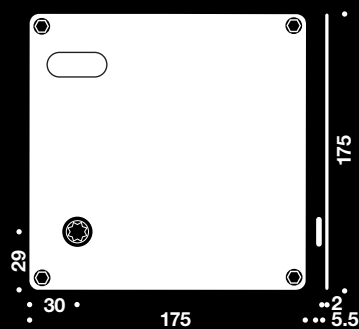
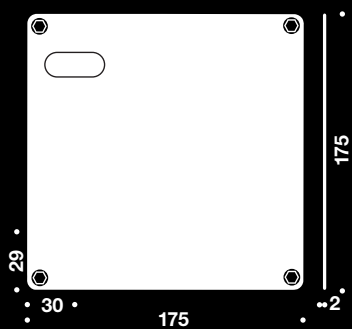
L, f/ASSA, 175x175x3mm, X=111
 R, f/ASSA, 175x175x3mm, X=111

14.3575.02.305
 14.3575.02.313

Thumb turn



Thumb turn



Description

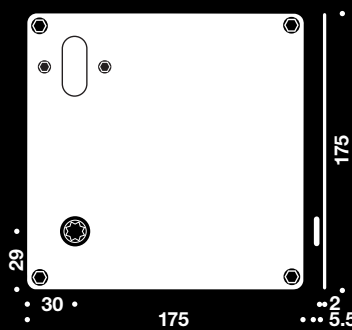
L, f/ASSA, w/o lever hole 175x175x2mm
 R, f/ASSA, w/o lever hole 175x175x2mm

Item number

14.3675.02.350
 14.3675.02.250

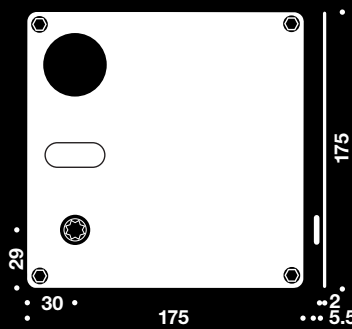
L, f/ASSA, w/lever hole 175x175x2mm, X=105
 R, f/ASSA, w/lever hole 175x175x2mm, X=105

14.3675.02.151
 14.3675.02.143



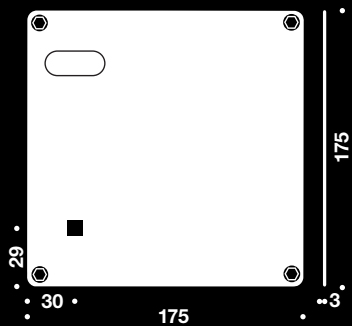
L, f/ASSA, 175x175x2mm, X=105
 R, f/ASSA, 175x175x2mm, X=105

14.3675.02.355
 14.3675.02.255



L, f/ASSA 2000, 175x175x2mm, X=111
 R, f/ASSA 2000, 175x175x2mm, X=111


14.3675.02.310
 14.3675.02.210



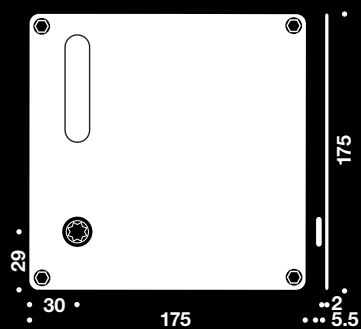
L, f/ASSA, 175x175x3mm, X=105
 R, f/ASSA, 175x175x3mm, X=105

14.3575.02.151
 14.3575.02.143

Thumb turn disabled

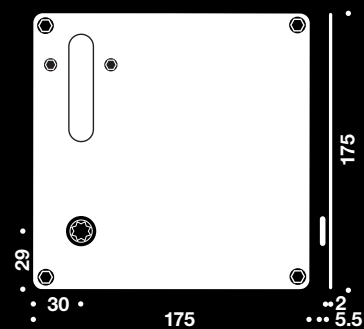


Thumb turn disabled



Description
L, f/ASSA, 175x175x2mm, X=105
R, f/ASSA, 175x175x2mm, X=105

Item number
14.3675.02.351
14.3675.02.251





L, f/ASSA, 175x175x2mm, X=105
R, f/ASSA, 175x175x2mm, X=105

14.3675.02.353
14.3675.02.253

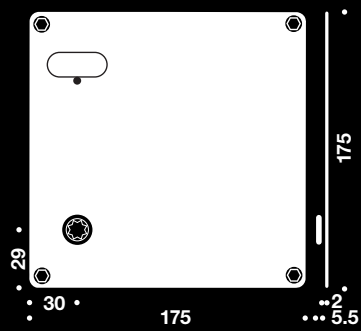
SKA

d line
KNUD HOLSCHER DESIGN

Toilet

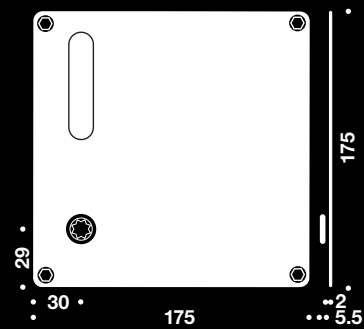


Toilet



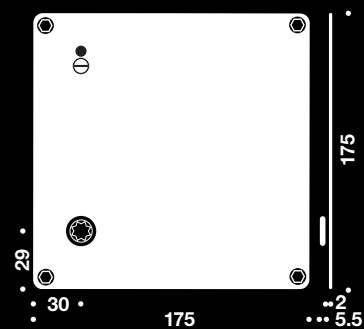
Description
 L, f/ASSA, 175x175x2mm, X=105
 R, f/ASSA, 175x175x2mm, X=105

Item number
 14.3675.02.470
 14.3675.02.461



L, f/ASSA, 175x175x2mm, X=105
 R, f/ASSA, 175x175x2mm, X=105

14.3675.02.370
 14.3675.02.270



L, f/ASSA, 175x175x2mm, X=105
 R, f/ASSA, 175x175x2mm, X=105

14.3675.02.437
 14.3675.02.429

Back plates MATRIX DIN standard

Lever handle placement



Blind



W/lever hole



PZ cylinder



Keso/kaba cylinder



Toilet thumb turn



Toilet thumb turn disabled



Toilet indicator



Keyhole

210x60x2mm
 210x42x2mm
 170x60x2mm

Page 173

Page 175

Page 177

Page 179

Page 181

Page 183

Page 185

Page 187

210x30x2mm

Page 189

Page 191

Page 193

Page 195

175x175x2mm

Page 197

Page 199

Page 201

Page 203

Page 205

Page 207

DIN

d line
KNUD HOLSCHER DESIGN

Blind



Blind



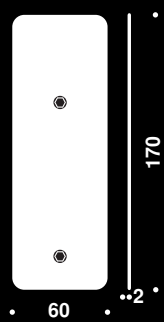
Description
F/ASSA, 210x60x2mm

Item number
14.3701.02.008



F/DIN, 210x42x2mm

14.3601.02.100



F/DIN, 170x60x2mm

14.3615.02.005

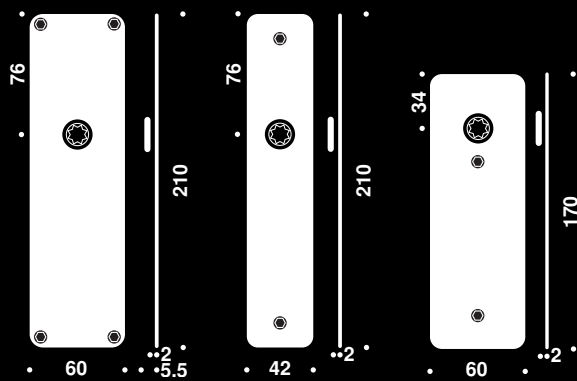
DIN

d line
KNUD HOLSCHER DESIGN

W/lever hole

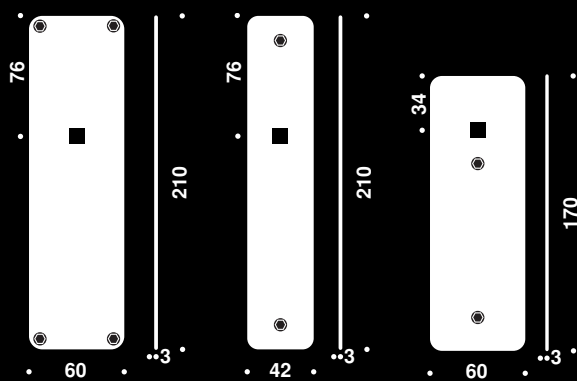


W/lever hole



Description
 F/DIN, 210x60x2mm
 F/DIN, 210x42x2mm
 F/DIN, 170x60x2mm

Item number
 14.3602.02.012
 14.3601.02.101
 14.3615.02.010



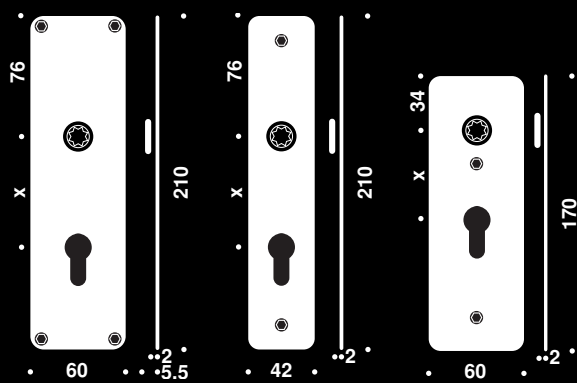
Description
 F/DIN, 210x60x3mm
 F/DIN, 210x42x3mm
 F/DIN, 170x60x3mm

Item number
 14.3502.02.010
 14.3501.02.182
 14.3515.02.010

PZ cylinder



PZ cylinder



Description

- F/DIN, 210x60x2mm, X=55
- F/DIN, 210x60x2mm, X=70
- F/DIN, 210x60x2mm, X=72
- F/DIN, 210x60x2mm, X=88
- F/DIN, 210x60x2mm, X=92

- F/DIN, 210x42x2mm, X=55
- F/DIN, 210x42x2mm, X=70
- F/DIN, 210x42x2mm, X=72
- F/DIN, 210x42x2mm, X=88
- F/DIN, 210x42x2mm, X=92

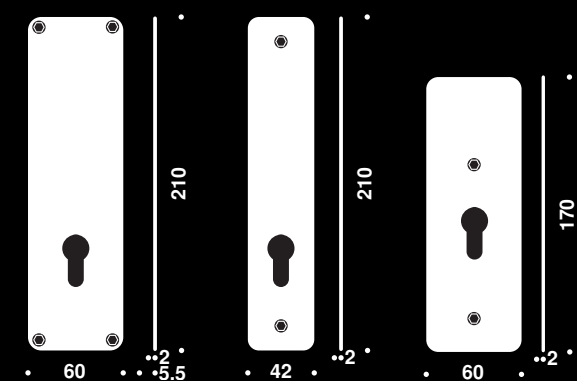
Item number

- 14.3602.02.205
- 14.3602.02.250
- 14.3602.02.292
- 14.3602.02.381
- 14.3602.02.211

- 14.3601.02.355
- 14.3601.02.365
- 14.3601.02.372
- 14.3601.02.385
- 14.3601.02.395

- 14.3615.02.974
- 14.3615.02.280
- 14.3615.02.290
- 14.3615.02.383
- 14.3615.02.292

- F/DIN, 170x60x2mm, X=55
- F/DIN, 170x60x2mm, X=70
- F/DIN, 170x60x2mm, X=72
- F/DIN, 170x60x2mm, X=88
- F/DIN, 170x60x2mm, X=92



Description

- F/DIN, 210x60x2mm
- F/DIN, 210x60x2mm
- F/DIN, 210x60x2mm
- F/DIN, 210x60x2mm
- F/DIN, 210x60x2mm

- F/DIN, 210x42x2mm
- F/DIN, 210x42x2mm
- F/DIN, 210x42x2mm
- F/DIN, 210x42x2mm
- F/DIN, 210x42x2mm

Item number

- 14.3602.02.155
- 14.3602.02.170
- 14.3602.02.172
- 14.3602.02.188
- 14.3602.02.192

- 14.3601.02.155
- 14.3601.02.170
- 14.3601.02.172
- 14.3601.02.188
- 14.3601.02.192

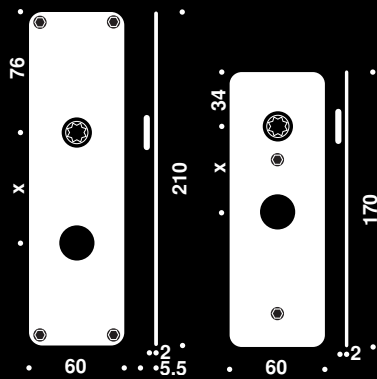
- 14.3615.02.155
- 14.3615.02.170
- 14.3615.02.172
- 14.3615.02.188
- 14.3615.02.192

- F/DIN, 170x60x2mm
- F/DIN, 170x60x2mm
- F/DIN, 170x60x2mm
- F/DIN, 170x60x2mm
- F/DIN, 170x60x2mm

Keso/kaba cylinder

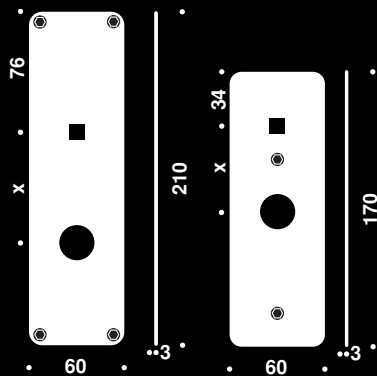


Keso/kaba cylinder



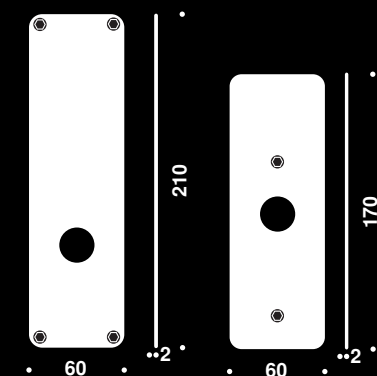
Description
 F/DIN, 210x60x2mm, X=73,5
 F/DIN, 170x60x2mm, X=73,5

Item number
 14.3602.02.030
 14.3615.02.030



F/DIN, 210x60x3mm, X=73,5
 F/DIN, 170x60x3mm, X=73,5

14.3502.02.900
 14.3515.02.930



F/DIN, 210x60x2mm
 F/DIN, 170x60x2mm

14.3602.02.890
 14.3615.02.890

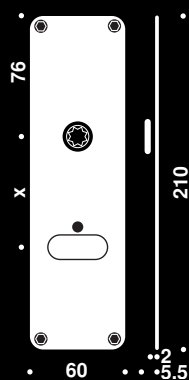
DIN

d line
KNUD HOLSCHER DESIGN

Toilet thumb turn



Toilet thumb turn

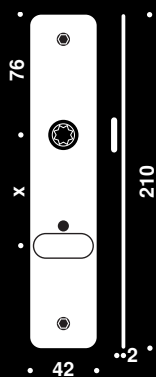


Description

- F/DIN, 210x60x2mm, f/8mm spindle, X=55
- F/DIN, 210x60x2mm, f/5mm spindle, X=57
- F/DIN, 210x60x2mm, f/8mm spindle, X=63
- F/DIN, 210x60x2mm, f/8mm spindle, X=72
- F/DIN, 210x60x2mm, f/8mm spindle, X=78

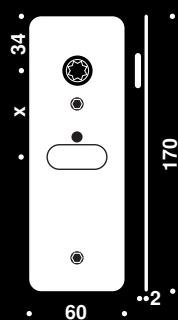
Item number

- 14.3602.02.450
- 14.3602.02.453
- 14.3602.02.460
- 14.3602.02.454
- 14.3602.02.551



- F/DIN, 210x42x2mm, f/8mm spindle, X=55
- F/DIN, 210x42x2mm, f/5mm spindle, X=57
- F/DIN, 210x42x2mm, f/8mm spindle, X=63
- F/DIN, 210x42x2mm, f/8mm spindle, X=72
- F/DIN, 210x42x2mm, f/8mm spindle, X=78

- 14.3601.02.455
- 14.3601.02.457
- 14.3601.02.463
- 14.3601.02.472
- 14.3601.02.478



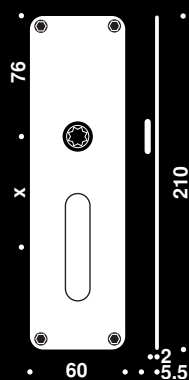
- F/DIN, 170x60x2mm, f/8mm spindle, X=55
- F/DIN, 170x60x2mm, f/5mm spindle, X=57
- F/DIN, 170x60x2mm, f/8mm spindle, X=63
- F/DIN, 170x60x2mm, f/8mm spindle, X=72
- F/DIN, 170x60x2mm, f/8mm spindle, X=78

- 14.3615.02.455
- 14.3615.02.457
- 14.3615.02.463
- 14.3615.02.472
- 14.3615.02.516

Toilet thumb turn– disabled



Toilet thumb turn – disabled

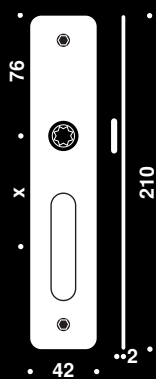


Description

- F/DIN, 210x60x2mm, f/8mm spindle, X=55
- F/DIN, 210x60x2mm, f/5mm spindle, X=57
- F/DIN, 210x60x2mm, f/8mm spindle, X=63
- F/DIN, 210x60x2mm, f/8mm spindle, X=72
- F/DIN, 210x60x2mm, f/8mm spindle, X=78

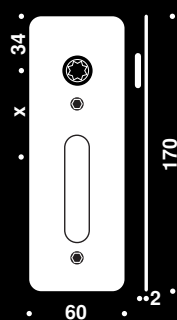
Item number

- 14.3602.02.420
- 14.3602.02.425
- 14.3602.02.430
- 14.3602.02.435
- 14.3602.02.440



- F/DIN, 210x42x2mm, f/8mm spindle, X=55
- F/DIN, 210x42x2mm, f/5mm spindle, X=57
- F/DIN, 210x42x2mm, f/8mm spindle, X=63
- F/DIN, 210x42x2mm, f/8mm spindle, X=72
- F/DIN, 210x42x2mm, f/8mm spindle, X=78

- 14.3601.02.420
- 14.3601.02.425
- 14.3601.02.430
- 14.3601.02.435
- 14.3601.02.440



- F/DIN, 170x60x2mm, f/8mm spindle, X=55
- F/DIN, 170x60x2mm, f/5mm spindle, X=57
- F/DIN, 170x60x2mm, f/8mm spindle, X=63
- F/DIN, 170x60x2mm, f/8mm spindle, X=72
- F/DIN, 170x60x2mm, f/8mm spindle, X=78

- 14.3615.02.420
- 14.3615.02.425
- 14.3615.02.430
- 14.3615.02.435
- 14.3615.02.440

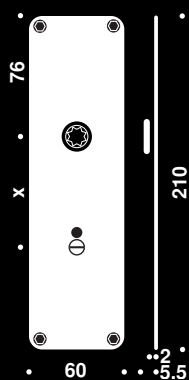
DIN

d line
KNUD HOLSCHER DESIGN

Toilet indicator



Toilet indicator

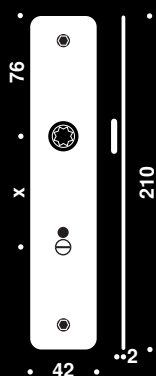


Description

- F/DIN, 210x60x2mm, w/8mm spindle, X=55
- F/DIN, 210x60x2mm, w/5mm spindle, X=57
- F/DIN, 210x60x2mm, w/8mm spindle, X=63
- F/DIN, 210x60x2mm, w/8mm spindle, X=72
- F/DIN, 210x60x2mm, w/8mm spindle, X=78

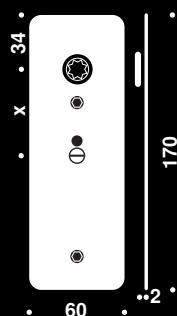
Item number

- 14.3602.02.403
- 14.3602.02.407
- 14.3602.02.409
- 14.3602.02.411
- 14.3602.02.519



- F/DIN, 210x42x2mm, w/8mm spindle, X=55
- F/DIN, 210x42x2mm, w/5mm spindle, X=57
- F/DIN, 210x42x2mm, w/8mm spindle, X=63
- F/DIN, 210x42x2mm, w/8mm spindle, X=72
- F/DIN, 210x42x2mm, w/8mm spindle, X=78


- 14.3601.02.405
- 14.3601.02.407
- 14.3601.02.410
- 14.3601.02.413
- 14.3601.02.417



- F/DIN, 170x60x2mm, w/8mm spindle, X=55
- F/DIN, 170x60x2mm, w/5mm spindle, X=57
- F/DIN, 170x60x2mm, w/8mm spindle, X=63
- F/DIN, 170x60x2mm, w/8mm spindle, X=72
- F/DIN, 170x60x2mm, w/8mm spindle, X=78

- 14.3615.02.405
- 14.3615.02.407
- 15.3615.02.410
- 14.3615.02.413
- 14.3615.02.417

Keyhole



Keyhole

	Description	Item number
	F/DIN, 210x60x2mm, X=56	14.3602.02.050
	F/DIN, 210x60x2mm, X=72	14.3602.02.055
	F/DIN, 210x60x2mm, X=90	14.3602.02.060
	F/DIN, 210x42x2mm, X=56	14.3601.02.256
	F/DIN, 210x42x2mm, X=72	14.3601.02.272
	F/DIN, 210x42x2mm, X=90	14.3601.02.292
	F/DIN, 170x60x2mm, X=56	14.3615.02.050
	F/DIN, 170x60x2mm, X=72	14.3615.02.052
	F/DIN, 170x60x2mm, X=90	14.3615.02.092

	F/DIN, 210x60x2mm	14.3602.02.020
	F/DIN, 210x42x2mm	14.3601.02.020
	F/DIN, 170x60x2mm	14.3615.02.020

	F/DIN, 210x60x3mm, X=56	14.3502.02.045
	F/DIN, 210x42x3mm, X=56	14.3501.02.045
	F/DIN, 170x60x3mm, X=56	14.3615.02.045

DIN

d line
KNUD HOLSCHER DESIGN

W/lever hole



W/lever hole



Description

F/DIN, 210x30x3mm, (lever from top 67mm)

Item number

14.3640.02.005

F/DIN, 210x30x3mm, (lever from top 87mm)

14.3640.02.010



F/DIN, 210x30x3mm, X=0 (lever from top 67mm)

14.3541.02.005

F/DIN, 210x30x3mm, X=0 (lever from top 87mm)

14.3541.02.010

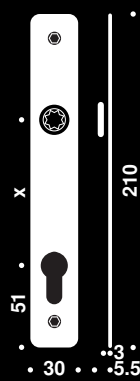
DIN

d line
KNUD HOLSCHER DESIGN

PZ cylinder



PZ cylinder

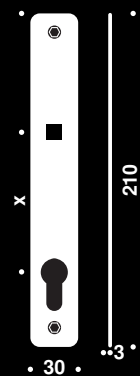


Description

F/DIN, 210x30x3mm, X=92 (lever from top 67mm), internal
 F/DIN, 210x30x3mm, X=72 (lever from top 87mm), internal

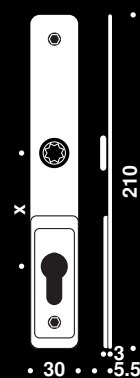
Item number

14.3642.02.033
 14.3640.02.034



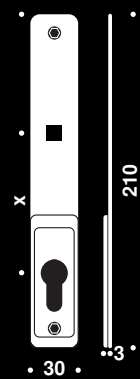
F/DIN, 210x30x3mm, X=92 (lever from top 67mm), internal
 F/DIN, 210x30x3mm, X=72 (lever from top 87mm), internal

14.3542.02.210
 14.3541.02.290



F/DIN, 210x30x3mm, X=92-8mm (lever from top 67mm), external
 F/DIN, 210x30x3mm, X=92-12mm (lever from top 67mm), external
 F/DIN, 210x30x3mm, X=72-8mm (lever from top 87mm), external
 F/DIN, 210x30x3mm, X=72-12mm (lever from top 87mm), external

14.3642.02.089
 14.3642.02.127
 14.3640.02.080
 14.3640.02.128



F/DIN, 210x30x3mm, X=92-8mm (lever from top 67mm), external
 F/DIN, 210x30x3mm, X=72-8mm (lever from top 87mm), external

14.3542.02.305
 14.3542.02.310

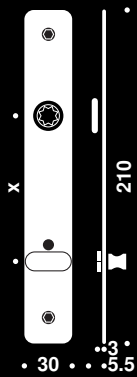
DIN

d line
KNUD HOLSCHER DESIGN

Toilet thumb turn



Toilet thumb turn



Description

F/DIN, 210x30x3mm, f/8mm spindle, X=63 (lever from top 87mm)

F/DIN, 210x30x3mm, f/8mm spindle, X=72 (lever from top 87mm)

Item number

14.3640.02.205

14.3640.02.210

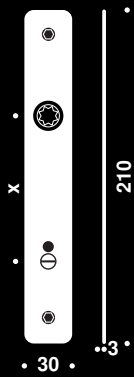
DIN

d line
KNUD HOLSCHER DESIGN

Toilet indicator



Toilet indicator



Description

F/DIN, 210x30x3mm, w/8mm spindle, X=63 (lever from top 87mm)

F/DIN, 210x30x3mm, w/8mm spindle, X=72 (lever from top 87mm)

Item number



14.3640.02.305

14.3640.02.310

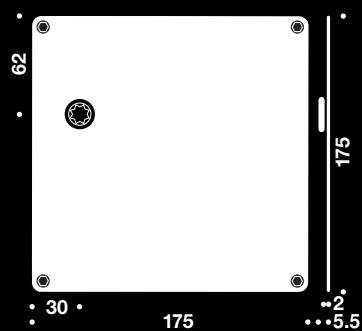
DIN

d line
KNUD HOLSCHER DESIGN

W/lever hole

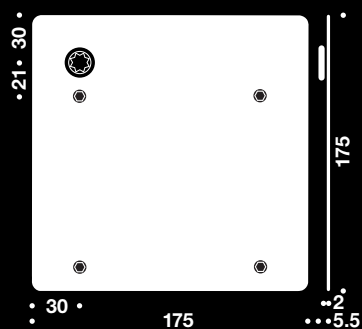


W/lever hole



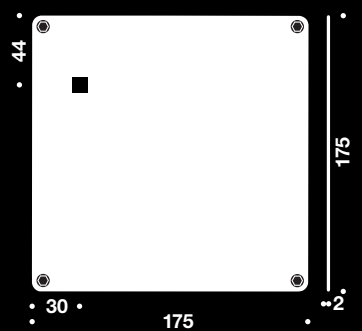
Description
 F/DIN, 175x175x2mm, X=0 (30x62 from top), L
 F/DIN, 175x175x2mm, X=0 (30x62 from top), R

Item number
 14.3625.02.030
 14.3625.02.021



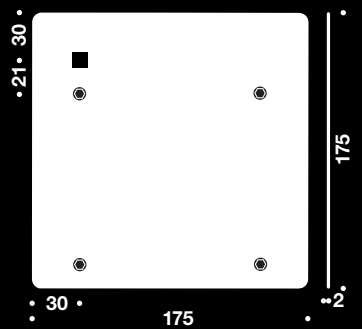
F/DIN, 175x175x2mm, X=0 (30x30 from top)
 F/DIN, 175x175x2mm, X=0 (30x30 from top)

14.3636.02.038
 14.3636.02.020



F/DIN, 175x175x2mm, X=0 (30x44 from top), L
 F/DIN, 175x175x2mm, X=0 (30x44 from top), R

14.3522.02.030
 14.3522.02.020



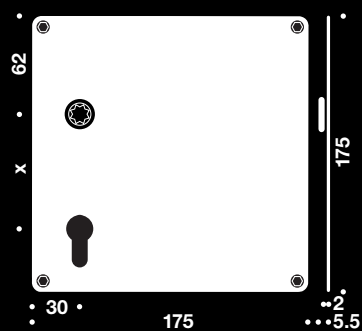
F/DIN, 175x175x2mm, X=0 (30x30 from top), L
 F/DIN, 175x175x2mm, X=0 (30x30 from top), R

14.3536.02.030
 14.3536.02.020

PZ cylinder



PZ cylinder

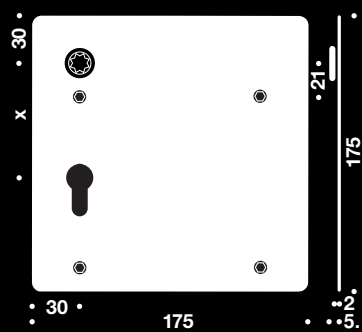


Description

- F/DIN, 175x175x2mm, X=55 (30x62 from top), L
- F/DIN, 175x175x2mm, X=55 (30x62 from top), R
- F/DIN, 175x175x2mm, X=72 (30x62 from top), L
- F/DIN, 175x175x2mm, X=72 (30x62 from top), R

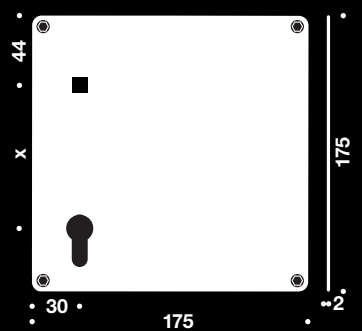
Item number

- 14.3625.02.213
- 14.3625.02.205
- 14.3625.02.315
- 14.3625.02.307



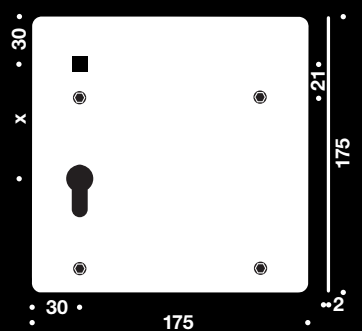
- F/DIN, 175x175x2mm, X=72 (30x30 from top), L
- F/DIN, 175x175x2mm, X=72 (30x30 from top), R

- 14.3636.02.313
- 14.3636.02.305



- F/DIN, 175x175x2mm, X=88 (30x44 from top), L
- F/DIN, 175x175x2mm, X=88 (30x44 from top), R

- 14.3522.02.390
- 14.3522.02.380



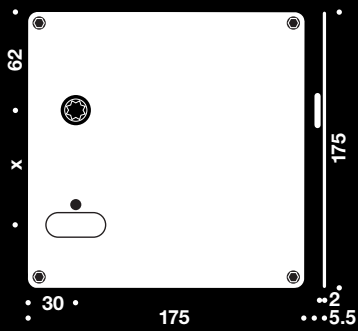
- F/DIN, 175x175x2mm, X=72 (30x30 from top), L
- F/DIN, 175x175x2mm, X=72 (30x30 from top), R

- 14.3536.02.310
- 14.3536.02.300

Toilet thumb turn



Toilet thumb turn

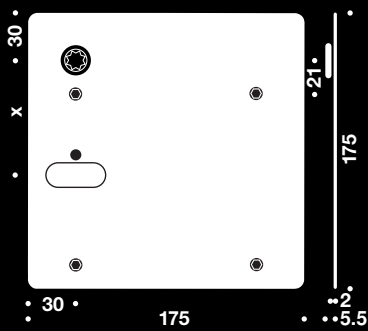


Description

F/DIN, 175x175x2mm, f/8mm spindle, X=63 (30x62 from top), L
 F/DIN, 175x175x2mm, f/8mm spindle, X=63 (30x62 from top), R
 F/DIN, 175x175x2mm, f/8mm spindle, X=72 (30x62 from top), L
 F/DIN, 175x175x2mm, f/8mm spindle, X=72 (30x62 from top), R

Item number

14.3625.02.476
 14.3625.02.477
 14.3625.02.498
 14.3625.02.480



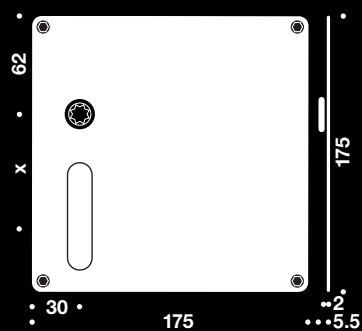
F/DIN, 175x175x2mm, f/8mm spindle, X=78 (30x30 from, top), L
 F/DIN, 175x175x2mm, f/8mm spindle, X=78 (30x30 from top), R

14.3636.02.577
 14.3636.02.569

Toilet thumb turn – disabled



Toilet thumb turn – disabled

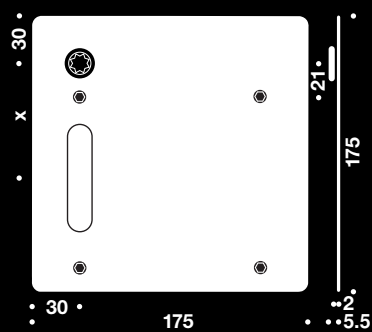


Description

F/DIN, 175x175x2mm, f/8mm spindle, X=63 (30x62 from top), L
 F/DIN, 175x175x2mm, f/8mm spindle, X=63 (30x62 from top), R
 F/DIN, 175x175x2mm, f/8mm spindle, X=72 (30x62 from top), L
 F/DIN, 175x175x2mm, f/8mm spindle, X=72 (30x62 from top), R

Item number

14.3625.02.479
 14.3625.02.478
 14.3625.02.500
 14.3625.02.499



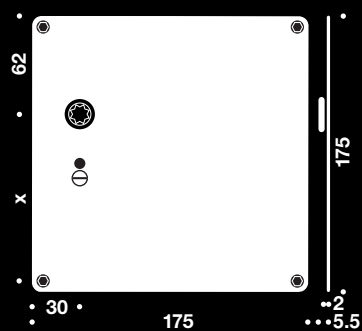
F/DIN, 175x175x2mm, f/8mm spindle, X=78 (30x30 from top), L
 F/DIN, 175x175x2mm, f/8mm spindle, X=78 (30x30 from top), R

14.3636.02.587
 14.3636.02.579

Toilet indicator



Toilet indicator

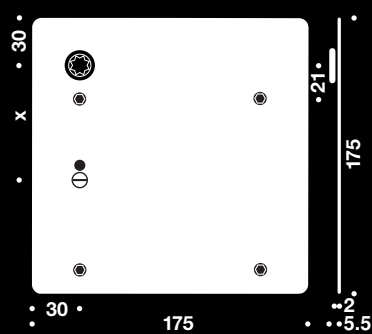


Description

F/DIN, 175x175x2mm, w/8mm spindle, X=63 (30x62 from top), L
 F/DIN, 175x175x2mm, w/8mm spindle, X=63 (30x62 from top), R
 F/DIN, 175x175x2mm, w/8mm spindle, X=72 (30x62 from top), L
 F/DIN, 175x175x2mm, w/8mm spindle, X=72 (30x62 from top), R

Item number

14.3625.02.445
 14.3625.02.441
 14.3625.02.455
 14.3625.02.447




F/DIN, 175x175x2mm, w/8mm spindle, X=78 (30x30 from top), L
 F/DIN, 175x175x2mm, w/8mm spindle, X=78 (30x30 from top), R

14.3636.02.534
 14.3636.02.526

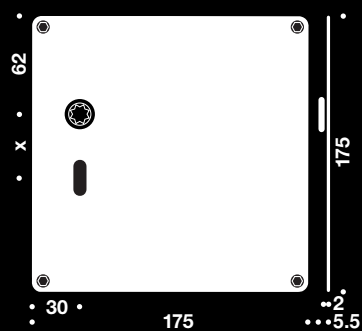
DIN

d line
KNUD HOLSCHER DESIGN

Keyhole



Keyhole

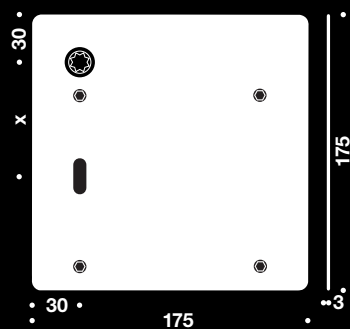


Description

F/DIN, 175x175x2mm, X=56 (30x62 from top), L
 F/DIN, 175x175x2mm, X=56 (30x62 from top), R
 F/DIN, 175x175x2mm, X=72 (30x62 from top), L
 F/DIN, 175x175x2mm, X=72 (30x62 from top), R

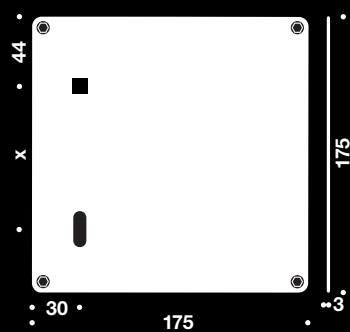
Item number

14.3625.02.110
 14.3625.02.105
 14.3625.02.120
 14.3625.02.115



F/DIN 175x175x2 mm, X=72 mm, (30x30 mm from top), L
 F/DIN 175x175x2 mm, X=72 mm, (30x30 mm from top), R

14.3636.02.071
 14.3636.02.062



F/DIN, 175x175x3mm, X=90 (30x44 from top), L
 F/DIN, 175x175x3mm, X=90 (30x44 from top), R

14.3522.02.071
 14.3522.02.061

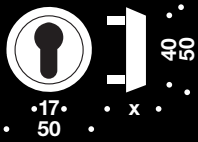
F/DIN, 175x175x3mm, X=72 (30x30 from top), L
 F/DIN, 175x175x3mm, X=72 (30x30 from top), R

14.3522.02.050
 14.3522.02.040

Security rose SKG***



Security rose SKG***



Description

Ø50 mm, CC38 mm, f/doors 39-48 mm

Screws f/doors 46-56 mm

Screws f/doors 54-64 mm

Item number

14.3458.02.118

14.9706.02.660

14.9706.02.670

digit	1	2	3	4	5	6	7	8
grade	npd	6	-	npd	0	2	1	npd

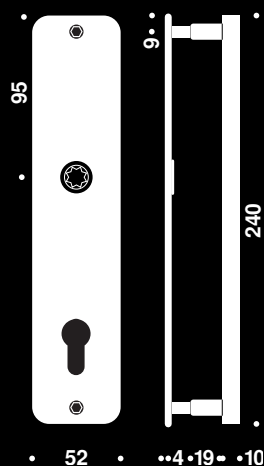
SKG

d line
KNUD HOLSCHER DESIGN

Security backplate SKG***



Security backplate SKG***



Description

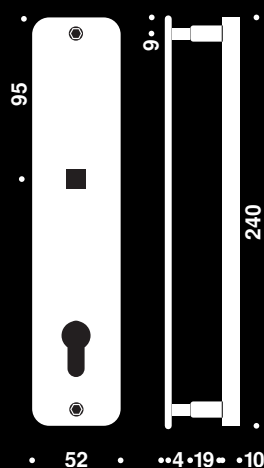
Set f/PZ, 240x52x10, X=55 mm, lever/lever
 Set f/PZ, 240x52x10, X=72 mm, lever/lever
 Set f/PZ, 240x52x10, X=85 mm, lever/lever
 Set f/PZ, 240x52x10, X=92 mm, lever/lever

Set f/PZ, 240x52x10, X=55 mm, dummy/lever
 Set f/PZ, 240x52x10, X=72 mm, dummy/lever
 Set f/PZ, 240x52x10, X=85 mm, dummy/lever
 Set f/PZ, 240x52x10, X=92 mm, dummy/lever

Item number

14.3603.02.970
 14.3603.02.290
 14.3603.02.850
 14.3603.02.210

 14.3503.02.970
 14.3503.02.290
 14.3503.02.850
 14.3503.02.210



Set f/PZ, 240x52x10, X=55 mm, dummy/dummy
 Set f/PZ, 240x52x10, X=72 mm, dummy/dummy
 Set f/PZ, 240x52x10, X=85 mm, dummy/dummy
 Set f/PZ, 240x52x10, X=92 mm, dummy/dummy

Set blind, 240x52x10, X=0

14.3503.02.975
 14.3503.02.295
 14.3503.02.855
 14.3503.02.215

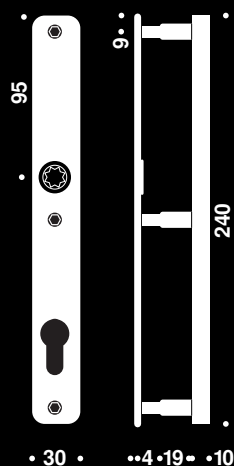
 14.3503.02.000

digit	1	2	3	4	5	6	7	8
grade	npd	6	-	npd	0	2	1	npd

Security backplate SKG***



Security backplate SKG***



Description

Set f/PZ, 240x30x10, X=55 mm, lever/lever

Set f/PZ, 240x30x10, X=72 mm, lever/lever

Set f/PZ, 240x30x10, X=85 mm, lever/lever

Set f/PZ, 240x30x10, X=92 mm, lever/lever

Set f/PZ, 240x30x10, X=55 mm, dummy/lever

Set f/PZ, 240x30x10, X=72 mm, dummy/lever

Set f/PZ, 240x30x10, X=85 mm, dummy/lever

Set f/PZ, 240x30x10, X=92 mm, dummy/lever

Item number

14.3643.02.970

14.3643.02.290

14.3643.02.850

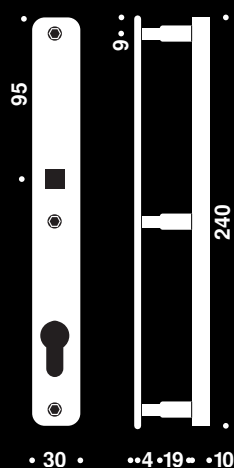
14.3643.02.210

14.3543.02.970

14.3543.02.290

14.3543.02.850

14.3543.02.210



Set f/PZ, 240x30x10, X=55 mm, dummy/dummy

Set f/PZ, 240x30x10, X=72 mm, dummy/dummy

Set f/PZ, 240x30x10, X=85 mm, dummy/dummy

Set f/PZ, 240x30x10, X=92 mm, dummy/dummy

Set blink, 240x30x10, X=o

14.3543.02.975

14.3543.02.295

14.3543.02.855

14.3543.02.215

14.3543.02.000

digit	1	2	3	4	5	6	7	8
grade	npd	6	-	npd	0	2	1	npd

Bell push



Bell push

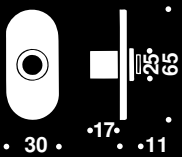


Description

Ø50mm, w/snap on cover rose CC30/38mm

Item number

14.5016.02.001



30x65mm, w/oval snap on cover rose CC43mm

14.5021.02.002

Square pictograms 175x175mm



Square pictograms 175x175mm



Description

- Stainless steel square, female
- Stainless steel square, male
- Stainless steel square, unisex
- Stainless steel square, disabled
- Stainless steel square, telephone
- Stainless steel square, cloakroom
- Stainless steel square, nursery
- Stainless steel square, restaurant
- Stainless steel square, coffee
- Stainless steel square, no Smoking
- Stainless steel square, smoking
- Stainless steel square, directional arrow

Item number

- 14.3777.02.019
- 14.3777.02.027
- 14.3777.02.035
- 14.3777.02.043
- 14.3777.02.051
- 14.3777.02.060
- 14.3777.02.078
- 14.3777.02.086
- 14.3777.02.094
- 14.3777.02.108
- 14.3777.02.116
- 14.3777.02.124

Pictograms



Pictograms



Ø76

Description

Stainless steel, male
 Stainless steel, female
 Stainless steel, unisex
 Stainless steel, fire door keep shut
 Stainless steel, fire door keep locked
 Stainless steel, disabled

Item number

14.3797.02.350
 14.3797.02.354
 14.3797.02.358
 14.3797.02.362
 14.3797.02.366
 14.3797.02.370

Frosted acrylic, male
 Frosted acrylic, female
 Frosted acrylic, unisex
 Frosted acrylic, fire door keep shut
 Frosted acrylic, fire door keep locked
 Frosted acrylic, disabled

14.3797.02.349
 14.3797.02.353
 14.3797.02.357
 14.3797.02.361
 14.3797.02.365
 14.3797.02.369



86

Stainless steel square, male
 Stainless steel square, female
 Stainless steel square, unisex
 Stainless steel square, fire door keep shut
 Stainless steel square, fire door keep locked
 Stainless steel square, disabled

14.3797.02.351
 14.3797.02.355
 14.3797.02.359
 14.3797.02.363
 14.3797.02.367
 14.3797.02.371

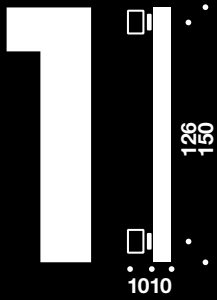
Frosted acrylic square, male
 Frosted acrylic square, female
 Frosted acrylic square, unisex
 Frosted acrylic square, disabled

14.3797.02.400
 14.3797.02.401
 14.3797.02.402
 14.3797.02.403

Futura heavy numerals and letters



Futura heavy numerals and letters



Description

- 0, 154x104x10mm
- 1, 146x47x10mm
- 2, 150x96x10mm
- 3, 154x86x10mm
- 4, 149x107x10mm
- 5, 151x97x10mm
- 6, 156x103x10mm
- 7, 151x104x10mm
- 8, 155x86x10mm
- 9, 157x103x10mm

- a, 102x97x10mm
- b, 164x97x10mm
- c, 101x72x10mm
- d, 167x97x10mm
- e, 102x91x10mm
- Hyphen, 47x10mm
- Dot, Ø32x10mm

Item number

- 14.6020.02.000
- 14.6020.02.001
- 14.6020.02.002
- 14.6020.02.003
- 14.6020.02.004
- 14.6020.02.005
- 14.6020.02.006
- 14.6020.02.007
- 14.6020.02.008
- 14.6020.02.009
- 14.6021.02.001
- 14.6021.02.002
- 14.6021.02.003
- 14.6021.02.004
- 14.6021.02.005
- 14.6021.02.030
- 14.6021.02.040

Cabinet pull handle straight Ø10mm



Cabinet pull handle straight Ø10mm



Description

- Thread M5 96mm
- Thread M5 128mm
- Thread M5 224mm
- Thread M5 320mm
- Thread M5 416mm
- Thread M5 512mm

Item number

- 14.3812.02.098
- 14.3812.02.136
- 14.3812.02.225
- 14.3812.02.322
- 14.3812.02.411
- 14.3812.02.519

Knob handle



Knob handle



Description

Ø25mm head, thread M5, Ø25x21mm

Item number

14.5600.02.107



Description

W/thread M5, Ø14x23mm

Item number

14.5610.02.101



W/thread M5, Ø10x17mm

14.3816.02.011

Cabinet pull handle



Cabinet pull handle



Description

Thread M5, 32mm, 32mm
Thread M5, 40mm, 32mm

Item number

14.3822.02.024
14.3842.02.030



Thread M5, cranked, 32mm, 32mm

14.3852.02.025

Thread M5, angled 45°, 32mm, 32mm
Thread M5, angled 90°, 45mm, 32mm

14.3852.02.041
14.3832.02.028



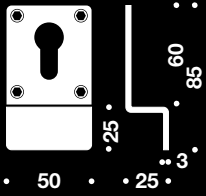
Thread M8, 45mm, 45mm

14.4012.02.049

PZ Cylinder pull handle




PZ Cylinder pull handle




Description
50x85x3mm

Item number
14.4010.02.290

Pull handle straight Ø14mm




Pull handle straight Ø14mm



Description	Item number
Thread M8 CC125mm	14.4012.02.120
Thread M8 CC300mm	14.4012.02.308
Thread M8 CC650mm	14.4012.02.651
Thread M8 CC0-300mm	14.4012.02.707
Thread M8 CC301-400mm	14.4012.02.715
Thread M8 CC401-500mm	14.4012.02.723
Thread M8 CC501-600mm	14.4012.02.731
Thread M8 CC601-700mm	14.4012.02.740
Thread M8 CC701-800mm	14.4012.02.758
Thread M8 CC801-900mm	14.4012.02.766
Thread M8 CC901-1000mm	14.4012.02.774
Thread M8 CC1001-1100mm	14.4012.02.782
Thread M8 CC1101-1200mm	14.4012.02.791
Thread M8 CC1201-1300mm	14.4012.02.804
Thread M8 CC1301-1400mm	14.4012.02.812
Thread M8 CC1401-1500mm	14.4012.02.821
Thread M8 CC1501-1600mm	14.4012.02.839
Thread M8 CC1601-1700mm	14.4012.02.847
Thread M8 CC1701-1800mm	14.4012.02.855
Thread M8 CC1801-1900mm	14.4012.02.863
Thread M8 CC1901-2000mm	14.4012.02.871
Bush CC125mm	14.4014.02.129
Bush CC300mm	14.4014.02.307
Bush CC650mm	14.4014.02.650
Bush CC0-300mm	14.4014.02.706
Bush CC301-400mm	14.4014.02.714
Bush CC401-500mm	14.4014.02.722
Bush CC501-600mm	14.4014.02.731
Bush CC601-700mm	14.4014.02.749
Bush CC701-800mm	14.4014.02.757
Bush CC801-900mm	14.4014.02.765
Bush CC901-1000mm	14.4014.02.773
Bush CC1001-1100mm	14.4014.02.781
Bush CC1101-1200mm	14.4014.02.790
Bush CC1201-1300mm	14.4014.02.803
Bush CC1301-1400mm	14.4014.02.811
Bush CC1401-1500mm	14.4014.02.820
Bush CC1501-1600mm	14.4014.02.838
Bush CC1601-1700mm	14.4014.02.846
Bush CC1701-1800mm	14.4014.02.854
Bush CC1801-1900mm	14.4014.02.862
Bush CC1901-2000mm	14.4014.02.871

Pull handle cranked Ø14mm



Pull handle cranked Ø14mm



Description

Thread M8 CC125mm
 Thread M8 CC300mm
 Thread M8 CC650mm

Item number

14.4032.02.127
 14.4032.02.305
 14.4032.02.658

Thread M8 CC0-300mm

14.4032.02.704

Thread M8 CC301-400mm

14.4032.02.712

Thread M8 CC401-500mm

14.4032.02.721

Thread M8 CC501-600mm

14.4032.02.739

Thread M8 CC601-700mm

14.4032.02.747

Thread M8 CC701-800mm

14.4032.02.755

Thread M8 CC801-900mm

14.4032.02.764

Thread M8 CC901-1000mm

14.4032.02.777

Thread M8 CC1001-1100mm

14.4032.02.785

Thread M8 CC1101-1200mm

14.4032.02.793

Thread M8 CC1201-1300mm

14.4032.02.807

Thread M8 CC1301-1400mm

14.4032.02.815

Thread M8 CC1401-1500mm

14.4032.02.823

Thread M8 CC1501-1600mm

14.4032.02.837

Thread M8 CC1601-1700mm

14.4032.02.845

Thread M8 CC1701-1800mm

14.4032.02.853

Thread M8 CC1801-1900mm

14.4032.02.865

Thread M8 CC1901-2000mm

14.4032.02.873

Bush CC125mm

14.4034.02.126

Bush CC300mm

14.4034.02.304

Bush CC650mm

14.4034.02.657

Bush CC0-300mm

14.4034.02.703

Bush CC301-400mm

14.4034.02.711

Bush CC401-500mm

14.4034.02.720

Bush CC501-600mm

14.4034.02.738

Bush CC601-700mm

14.4034.02.746

Bush CC701-800mm

14.4034.02.754

Bush CC801-900mm

14.4034.02.763

Bush CC901-1000mm

14.4034.02.776

Bush CC1001-1100mm

14.4034.02.784

Bush CC1101-1200mm

14.4034.02.792

Bush CC1201-1300mm

14.4034.02.806

Bush CC1301-1400mm

14.4034.02.814

Bush CC1401-1500mm

14.4034.02.822

Bush CC1501-1600mm

14.4034.02.836

Bush CC1601-1700mm

14.4034.02.844

Bush CC1701-1800mm

14.4034.02.852

Bush CC1801-1900mm

14.4034.02.864


Bush CC1901-2000mm

14.4034.02.872

Pull handle straight Ø19mm



Pull handle straight Ø19mm



Description	Item number
Thread M8 CC125mm	14.4212.02.126
Thread M8 CC200mm	14.4212.02.207
Thread M8 CC300mm	14.4212.02.304
Thread M8 CC400mm	14.4212.02.405
Thread M8 CC450mm	14.4212.02.450
Thread M8 CC650mm	14.4212.02.657
Thread M8 CC0-300mm	14.4212.02.703
Thread M8 CC301-400mm	14.4212.02.711
Thread M8 CC401-500mm	14.4212.02.720
Thread M8 CC501-600mm	14.4212.02.738
Thread M8 CC601-700mm	14.4212.02.746
Thread M8 CC701-800mm	14.4212.02.754
Thread M8 CC801-900mm	14.4212.02.762
Thread M8 CC901-1000mm	14.4212.02.771
Thread M8 CC1001-1100mm	14.4212.02.789
Thread M8 CC1101-1200mm	14.4212.02.797
Thread M8 CC1201-1300mm	14.4212.02.801
Thread M8 CC1301-1400mm	14.4212.02.819
Thread M8 CC1401-1500mm	14.4212.02.827
Thread M8 CC1501-1600mm	14.4212.02.835
Thread M8 CC1601-1700mm	14.4212.02.843
Thread M8 CC1701-1800mm	14.4212.02.851
Thread M8 CC1801-1900mm	14.4212.02.860
Thread M8 CC1901-2000mm	14.4212.02.878
Bush CC125mm	14.4214.02.125
Bush CC200mm	14.4214.02.206
Bush CC300mm	14.4214.02.303
Bush CC400mm	14.4214.02.404
Bush CC450mm	14.4214.02.450
Bush CC650mm	14.4214.02.656
Bush CC0-300mm	14.4214.02.702
Bush CC301-400mm	14.4214.02.711
Bush CC401-500mm	14.4214.02.729
Bush CC501-600mm	14.4214.02.737
Bush CC601-700mm	14.4214.02.745
Bush CC701-800mm	14.4214.02.753
Bush CC801-900mm	14.4214.02.761
Bush CC901-1000mm	14.4214.02.770
Bush CC1001-1100mm	14.4214.02.788
Bush CC1101-1200mm	14.4214.02.796
Bush CC1201-1300mm	14.4214.02.800
Bush CC1301-1400mm	14.4214.02.818
Bush CC1401-1500mm	14.4214.02.826
Bush CC1501-1600mm	14.4214.02.834
Bush CC1601-1700mm	14.4214.02.842
Bush CC1701-1800mm	14.4214.02.851
Bush CC1801-1900mm	14.4214.02.869
Bush CC1901-2000mm	14.4214.02.877
Thread M8/Bush CC300mm	14.4218.02.301
Thread M8/Bush CC650mm	14.4218.02.654

Vertical/horizontal pull handle w/pignose bolt fixing

Photo on the way...

Vertical/horizontal pull handle w/pignose bolt fixing

Description	Item number
Set 1	
x1 300mm horizontal	14.4212.02.304
x1 650mm vertical	14.4218.02.654
x1	14.4915.92.380
x3	14.4965.00.301
x2	14.4920.02.306
Set 2	
x1 650mm horizontal	14.4212.02.657
x1 650mm vertical	14.4218.02.654
x1	14.4915.92.380
x3	14.4965.00.301
x2	14.4920.02.306
Set 3	
x1 300mm horizontal	14.4212.02.304
x1 300mm vertical	14.4218.02.301
x1	14.4915.92.380
x3	14.4965.00.301
x2	14.4920.02.306
Set 4	
x1 500mm horizontal	14.4212.02.720
x1 300mm vertical	14.4218.02.301
x1	14.4915.92.380
x3	14.4965.00.301
x2	14.4920.02.306

Pull handle cranked Ø19mm



Pull handle cranked Ø19mm




Description	Item number
Thread M8 CC125mm	14.4232.02.123
Thread M8 CC300mm	14.4232.02.301
Thread M8 CC400mm	14.4232.02.405
Thread M8 CC650mm	14.4232.02.654
Thread M8 CC0-300mm	14.4232.02.701
Thread M8 CC301-400mm	14.4232.02.719
Thread M8 CC401-500mm	14.4232.02.727
Thread M8 CC501-600mm	14.4232.02.735
Thread M8 CC601-700mm	14.4232.02.743
Thread M8 CC701-800mm	14.4232.02.751
Thread M8 CC801-900mm	14.4232.02.760
Thread M8 CC901-1000mm	14.4232.02.778
Thread M8 CC1001-1100mm	14.4232.02.781
Thread M8 CC1101-1200mm	14.4232.02.791
Thread M8 CC1201-1300mm	14.4232.02.803
Thread M8 CC1301-1400mm	14.4232.02.815
Thread M8 CC1401-1500mm	14.4232.02.827
Thread M8 CC1501-1600mm	14.4232.02.839
Thread M8 CC1601-1700mm	14.4232.02.841
Thread M8 CC1701-1800mm	14.4232.02.853
Thread M8 CC1801-1900mm	14.4232.02.865
Thread M8 CC1901-2000mm	14.4232.02.877
Bush CC125mm	14.4234.02.122
Bush CC300mm	14.4234.02.301
Bush CC400mm	14.4234.02.404
Bush CC650mm	14.4234.02.653
Bush CC0-300mm	14.4234.02.700
Bush CC301-400mm	14.4234.02.718
Bush CC401-500mm	14.4234.02.726
Bush CC501-600mm	14.4234.02.734
Bush CC601-700mm	14.4234.02.742
Bush CC701-800mm	14.4234.02.751
Bush CC801-900mm	14.4234.02.769
Bush CC901-1000mm	14.4234.02.777
Bush CC1001-1100mm	14.4234.02.785
Bush CC1101-1200mm	14.4234.02.793
Bush CC1201-1300mm	14.4234.02.801
Bush CC1301-1400mm	14.4234.02.813
Bush CC1401-1500mm	14.4234.02.825
Bush CC1501-1600mm	14.4234.02.837
Bush CC1601-1700mm	14.4234.02.849
Bush CC1701-1800mm	14.4234.02.851
Bush CC1801-1900mm	14.4234.02.863
Bush CC1901-2000mm	14.4234.02.875

Pull handle straight Ø25mm



Pull handle straight Ø25mm



Description	Item number
Thread M10 CC300mm	14.4412.02.301
Thread M10 CC650mm	14.4412.02.653
Thread M10 CC0-300mm	14.4412.02.700
Thread M10 CC301-400mm	14.4412.02.718
Thread M10 CC401-500mm	14.4412.02.726
Thread M10 CC501-600mm	14.4412.02.734
Thread M10 CC601-700mm	14.4412.02.742
Thread M10 CC701-800mm	14.4412.02.751
Thread M10 CC801-900mm	14.4412.02.769
Thread M10 CC901-1000mm	14.4412.02.777
Thread M10 CC1001-1100mm	14.4412.02.785
Thread M10 CC1101-1200mm	14.4412.02.793
Thread M10 CC1201-1300mm	14.4412.02.807
Thread M10 CC1301-1400mm	14.4412.02.815
Thread M10 CC1401-1500mm	14.4412.02.823
Thread M10 CC1501-1600mm	14.4412.02.831
Thread M10 CC1601-1700mm	14.4412.02.840
Thread M10 CC1701-1800mm	14.4412.02.858
Thread M10 CC1801-1900mm	14.4412.02.866
Thread M10 CC1901-2000mm	14.4412.02.874
Bush CC300mm	14.4414.02.300
Bush CC650mm	14.4414.02.652
Bush CC0-300mm	14.4414.02.709
Bush CC301-400mm	14.4414.02.717
Bush CC401-500mm	14.4414.02.725
Bush CC501-600mm	14.4414.02.733
Bush CC601-700mm	14.4414.02.741
Bush CC701-800mm	14.4414.02.750
Bush CC801-900mm	14.4414.02.768
Bush CC901-1000mm	14.4414.02.776
Bush CC1001-1100mm	14.4414.02.784
Bush CC1101-1200mm	14.4414.02.792
Bush CC1201-1300mm	14.4414.02.806
Bush CC1301-1400mm	14.4414.02.814
Bush CC1401-1500mm	14.4414.02.822
Bush CC1501-1600mm	14.4414.02.831
Bush CC1601-1700mm	14.4414.02.849
Bush CC1701-1800mm	14.4414.02.857
Bush CC1801-1900mm	14.4414.02.865
Bush CC1901-2000mm	14.4414.02.873
Thread M10/Bush CC300mm	14.4418.02.308
Thread M10/Bush CC650mm	14.4418.02.651

Vertical/horizontal pull handle w/pignose bolt fixing

Photo on the way...

Vertical/horizontal pull handle w/pignose bolt fixing

Description	Item number
Set 1	
x1 300mm horizontal	14.4412.02.301
x1 650mm vertical	14.4418.02.651
x1	14.4915.92.380
x3	14.4965.00.351
x2	14.4922.02.305
Set 2	
x1 650mm horizontal	14.4412.02.653
x1 650mm vertical	14.4418.02.651
x1	14.4915.92.380
x3	14.4965.00.351
x2	14.4922.02.305
Set 3	
x1 300mm horizontal	14.4412.02.301
x1 300mm vertical	14.4418.02.308
x1	14.4915.92.380
x3	14.4965.00.351
x2	14.4922.02.305
Set 4	
x1 500mm horizontal	14.4412.02.726
x1 650mm vertical	14.4218.02.654
x1	14.4915.92.380
x3	14.4965.00.301
x2	14.4920.02.306

Pull handle cranked Ø25mm



Pull handle cranked Ø25mm



Description

- Thread M10 CC300mm
- Thread M10 CC650mm

- Thread M10 CC0-300mm
- Thread M10 CC301-400mm
- Thread M10 CC401-500mm
- Thread M10 CC501-600mm
- Thread M10 CC601-700mm
- Thread M10 CC701-800mm
- Thread M10 CC801-900mm
- Thread M10 CC901-1000mm
- Thread M10 CC1001-1100mm
- Thread M10 CC1101-1200mm
- Thread M10 CC1201-1300mm
- Thread M10 CC1301-1400mm
- Thread M10 CC1401-1500mm
- Thread M10 CC1501-1600mm
- Thread M10 CC1601-1700mm
- Thread M10 CC1701-1800mm
- Thread M10 CC1801-1900mm
- Thread M10 CC1901-2000mm

Item number

- 14.4432.02.308
- 14.4432.02.651

- 14.4432.02.707
- 14.4432.02.715
- 14.4432.02.723
- 14.4432.02.731
- 14.4432.02.740
- 14.4432.02.758
- 14.4432.02.766
- 14.4432.02.774
- 14.4432.02.787
- 14.4432.02.799
- 14.4432.02.801
- 14.4432.02.813
- 14.4432.02.825
- 14.4432.02.837
- 14.4432.02.849
- 14.4432.02.851
- 14.4432.02.863
- 14.4432.02.875

- Bush CC300mm
- Bush CC650mm

- 14.4434.02.307
- 14.4434.02.650


- Bush CC0-300mm
- Bush CC301-400mm
- Bush CC401-500mm
- Bush CC501-600mm
- Bush CC601-700mm
- Bush CC701-800mm
- Bush CC801-900mm
- Bush CC901-1000mm
- Bush CC1001-1100mm
- Bush CC1101-1200mm
- Bush CC1201-1300mm
- Bush CC1301-1400mm
- Bush CC1401-1500mm
- Bush CC1501-1600mm
- Bush CC1601-1700mm
- Bush CC1701-1800mm
- Bush CC1801-1900mm
- Bush CC1901-2000mm

- 14.4434.02.706
- 14.4434.02.714
- 14.4434.02.722
- 14.4434.02.731
- 14.4434.02.749
- 14.4434.02.757
- 14.4434.02.765
- 14.4434.02.773
- 14.4434.02.786
- 14.4434.02.798
- 14.4434.02.800
- 14.4434.02.812
- 14.4434.02.824
- 14.4434.02.836
- 14.4434.02.848
- 14.4434.02.850
- 14.4434.02.862
- 14.4434.02.874

Pull handle straight Ø32mm



Pull handle straight Ø32mm



Description	Item number
Thread M12 CC300mm	14.4612.02.307
Thread M12 CC650mm	14.4612.02.650
Thread M12 CC0-300mm	14.4612.02.706
Thread M12 CC301-400mm	14.4612.02.714
Thread M12 CC401-500mm	14.4612.02.722
Thread M12 CC501-600mm	14.4612.02.731
Thread M12 CC601-700mm	14.4612.02.749
Thread M12 CC701-800mm	14.4612.02.757
Thread M12 CC801-900mm	14.4612.02.765
Thread M12 CC901-1000mm	14.4612.02.773
Thread M12 CC1001-1100mm	14.4612.02.781
Thread M12 CC1101-1200mm	14.4612.02.790
Thread M12 CC1201-1300mm	14.4612.02.803
Thread M12 CC1301-1400mm	14.4612.02.811
Thread M12 CC1401-1500mm	14.4612.02.820
Thread M12 CC1501-1600mm	14.4612.02.838
Thread M12 CC1601-1700mm	14.4612.02.846
Thread M12 CC1701-1800mm	14.4612.02.854
Thread M12 CC1801-1900mm	14.4612.02.862
Thread M12 CC1901-2000mm	14.4612.02.871
Thread M12 CC2001-2100mm	14.4612.02.889
Thread M12 CC2101-2200mm	14.4612.02.897
Thread M12 CC2201-2300mm	14.4612.02.901
Thread M12 CC2301-2400mm	14.4612.02.919
Thread M12 CC2401-2500mm	14.4612.02.927
Thread M12 CC2501-2600mm	14.4612.02.935
Thread M12 CC2601-2700mm	14.4612.02.943
Thread M12 CC2701-2800mm	14.4612.02.951
Thread M12 CC2801-2900mm	14.4612.02.969
Thread M12 CC2901-3000mm	14.4612.02.977
Bush CC300mm	14.4614.02.306
Bush CC650mm	14.4614.02.659
Bush CC0-300mm	14.4614.02.705
Bush CC301-400mm	14.4614.02.713
Bush CC401-500mm	14.4614.02.721
Bush CC501-600mm	14.4614.02.730
Bush CC601-700mm	14.4614.02.748
Bush CC701-800mm	14.4614.02.756
Bush CC801-900mm	14.4614.02.764
Bush CC901-1000mm	14.4614.02.772
Bush CC1001-1100mm	14.4614.02.781
Bush CC1101-1200mm	14.4614.02.799
Bush CC1201-1300mm	14.4614.02.802
Bush CC1301-1400mm	14.4614.02.811
Bush CC1401-1500mm	14.4614.02.829
Bush CC1501-1600mm	14.4614.02.837
Bush CC1601-1700mm	14.4614.02.845
Bush CC1701-1800mm	14.4614.02.853
Bush CC1801-1900mm	14.4614.02.861
Bush CC1901-2000mm	14.4614.02.870
Bush CC2001-2100mm	14.4614.02.888
Bush CC2101-2200mm	14.4614.02.896
Bush CC2201-2300mm	14.4614.02.900
Bush CC2301-2400mm	14.4614.02.918
Bush CC2401-2500mm	14.4614.02.926
Bush CC2501-2600mm	14.4614.02.934
Bush CC2601-2700mm	14.4614.02.942
Bush CC2701-2800mm	14.4614.02.950
Bush CC2801-2900mm	14.4614.02.968
Bush CC2901-3000mm	14.4614.02.976
Thread M12/Bush CC300mm	14.4618.02.304
Thread M12/Bush CC650mm	14.4618.02.657

Pull handle cranked Ø32mm



Pull handle cranked Ø32mm



Description

Thread M12 CC300mm
Thread M12 CC650mm

Thread M12 CC0-300mm
Thread M12 CC301-400mm
Thread M12 CC401-500mm
Thread M12 CC501-600mm
Thread M12 CC601-700mm
Thread M12 CC701-800mm
Thread M12 CC801-900mm
Thread M12 CC901-1000mm
Thread M12 CC1001-1100mm
Thread M12 CC1101-1200mm
Thread M12 CC1201-1300mm
Thread M12 CC1301-1400mm
Thread M12 CC1401-1500mm
Thread M12 CC1501-1600mm
Thread M12 CC1601-1700mm
Thread M12 CC1701-1800mm
Thread M12 CC1801-1900mm
Thread M12 CC1901-2000mm
Thread M12 CC2001-2100mm
Thread M12 CC2101-2200mm
Thread M12 CC2201-2300mm
Thread M12 CC2301-2400mm
Thread M12 CC2401-2500mm
Thread M12 CC2501-2600mm
Thread M12 CC2601-2700mm
Thread M12 CC2701-2800mm
Thread M12 CC2801-2900mm
Thread M12 CC2901-3000mm

Bush CC300mm
Bush CC650mm

Bush CC0-300mm
Bush CC301-400mm
Bush CC401-500mm
Bush CC501-600mm
Bush CC601-700mm
Bush CC701-800mm
Bush CC801-900mm
Bush CC901-1000mm
Bush CC1001-1100mm
Bush CC1101-1200mm
Bush CC1201-1300mm
Bush CC1301-1400mm
Bush CC1401-1500mm
Bush CC1501-1600mm
Bush CC1601-1700mm
Bush CC1701-1800mm
Bush CC1801-1900mm
Bush CC1901-2000mm
Bush CC2001-2100mm
Bush CC2101-2200mm
Bush CC2201-2300mm
Bush CC2301-2400mm
Bush CC2401-2500mm
Bush CC2501-2600mm
Bush CC2601-2700mm
Bush CC2701-2800mm
Bush CC2801-2900mm
Bush CC2901-3000mm

Item number

14.4632.02.304
14.4632.02.657

14.4632.02.703
14.4632.02.711
14.4632.02.720
14.4632.02.738
14.4632.02.746
14.4632.02.754
14.4632.02.762
14.4632.02.779
14.4632.02.787
14.4632.02.795
14.4632.02.801
14.4632.02.813
14.4632.02.825
14.4632.02.837
14.4632.02.849
14.4632.02.851
14.4632.02.863
14.4632.02.875
14.4632.02.887
14.4632.02.899
14.4632.02.901
14.4632.02.913
14.4632.02.925
14.4632.02.937
14.4632.02.949
14.4632.02.951
14.4632.02.963
14.4632.02.975

14.4634.02.303
14.4634.02.656

14.4634.02.702
14.4634.02.711
14.4634.02.729
14.4634.02.737
14.4634.02.745
14.4634.02.753
14.4634.02.761
14.4634.02.778
14.4634.02.786
14.4634.02.794
14.4634.02.800
14.4634.02.812
14.4634.02.824
14.4634.02.836
14.4634.02.848
14.4634.02.850
14.4634.02.862
14.4634.02.874
14.4634.02.886
14.4634.02.898
14.4634.02.900
14.4634.02.912
14.4634.02.924
14.4634.02.936
14.4634.02.948
14.4634.02.950
14.4634.02.962
14.4634.02.974

Pull handle straight FF Ø14mm



Pull handle straight FF Ø14mm



Description	Item number
Thread M8 CC125mm	14.4022.02.125
Thread M8 CC300mm	14.4022.02.300
Thread M8 CC650mm	14.4022.02.650
Thread M8 CC0-300mm	14.4022.02.700
Thread M8 CC301-400mm	14.4022.02.710
Thread M8 CC401-500mm	14.4022.02.720
Thread M8 CC501-600mm	14.4022.02.730
Thread M8 CC601-700mm	14.4022.02.740
Thread M8 CC701-800mm	14.4022.02.750
Thread M8 CC801-900mm	14.4022.02.760
Thread M8 CC901-1000mm	14.4022.02.770
Thread M8 CC1001-1100mm	14.4022.02.780
Thread M8 CC1101-1200mm	14.4022.02.790
Thread M8 CC1201-1300mm	14.4022.02.800
Thread M8 CC1301-1400mm	14.4022.02.810
Thread M8 CC1401-1500mm	14.4022.02.820
Thread M8 CCmm	14.4022.02.830
Thread M8 CC1601-1700mm	14.4022.02.840
Thread M8 CC1701-1800mm	14.4022.02.850
Thread M8 CC1801-1900mm	14.4022.02.860
Thread M8 CC1901-2000mm	14.4022.02.870
Bush CC125mm	14.4024.02.125
Bush CC300mm	14.4024.02.300
Bush CC650mm	14.4024.02.650
Bush CC0-300mm	14.4024.02.700
Bush CC301-400mm	14.4024.02.710
Bush CC401-500mm	14.4024.02.720
Bush CC501-600mm	14.4024.02.730
Bush CC601-700mm	14.4024.02.740
Bush CC701-800mm	14.4024.02.750
Bush CC801-900mm	14.4024.02.760
Bush CC901-1000mm	14.4024.02.770
Bush CC1001-1100mm	14.4024.02.780
Bush CC1101-1200mm	14.4024.02.790
Bush CC1201-1300mm	14.4024.02.800
Bush CC1301-1400mm	14.4024.02.810
Bush CC1401-1500mm	14.4024.02.820
Bush CC1501-1600mm	14.4024.02.830
Bush CC1601-1700mm	14.4024.02.840
Bush CC1701-1800mm	14.4024.02.850
Bush CC1801-1900mm	14.4024.02.860
Bush CC1901-2000mm	14.4024.02.870

Pull handle straight FF Ø19mm



Pull handle straight FF Ø19mm



Description	Item number
Thread M8 CC125mm	14.4222.02.125
Thread M8 CC200mm	14.4222.02.200
Thread M8 CC300mm	14.4222.02.300
Thread M8 CC400mm	14.4222.02.400
Thread M8 CC650mm	14.4222.02.650
Thread M8 CC0-300mm	14.4222.02.700
Thread M8 CC301-400mm	14.4222.02.710
Thread M8 CC401-500mm	14.4222.02.720
Thread M8 CC501-600mm	14.4222.02.730
Thread M8 CC601-700mm	14.4222.02.740
Thread M8 CC701-800mm	14.4222.02.750
Thread M8 CC801-900mm	14.4222.02.760
Thread M8 CC901-1000mm	14.4222.02.770
Thread M8 CC1001-1100mm	14.4222.02.780
Thread M8 CC1101-1200mm	14.4222.02.790
Thread M8 CC1201-1300mm	14.4222.02.800
Thread M8 CC1301-1400mm	14.4222.02.810
Thread M8 CC1401-1500mm	14.4222.02.820
Thread M8 CC1501-1600mm	14.4222.02.830
Thread M8 CC1601-1700mm	14.4222.02.840
Thread M8 CC1701-1800mm	14.4222.02.850
Thread M8 CC1801-1900mm	14.4222.02.860
Thread M8 CC1901-2000mm	14.4222.02.870
Bush CC125mm	14.4224.02.125
Bush CC200mm	14.4224.02.200
Bush CC300mm	14.4224.02.300
Bush CC400mm	14.4224.02.400
Bush CC650mm	14.4224.02.650
Bush CC0-300mm	14.4224.02.700
Bush CC301-400mm	14.4224.02.710
Bush CC401-500mm	14.4224.02.720
Bush CC501-600mm	14.4224.02.730
Bush CC601-700mm	14.4224.02.740
Bush CC701-800mm	14.4224.02.750
Bush CC801-900mm	14.4224.02.760
Bush CC901-1000mm	14.4224.02.770
Bush CC1001-1100mm	14.4224.02.780
Bush CC1101-1200mm	14.4224.02.790
Bush CC1201-1300mm	14.4224.02.800
Bush CC1301-1400mm	14.4224.02.810
Bush CC1401-1500mm	14.4224.02.820
Bush CC1501-1600mm	14.4224.02.830
Bush CC1601-1700mm	14.4224.02.840
Bush CC1701-1800mm	14.4224.02.850
Bush CC1801-1900mm	14.4224.02.860
Bush CC1901-2000mm	14.4224.02.870
Thread M8/Bush CC300mm	14.4228.02.300
Thread M8/Bush CC650mm	14.4228.02.650

Pull handle straight FF Ø25mm



Pull handle straight FF Ø25mm




Description	Item number
Thread M10 CC300mm	14.4422.02.300
Thread M10 CC650mm	14.4422.02.650
Thread M10 CC0-300mm	14.4422.02.700
Thread M10 CC301-400mm	14.4422.02.710
Thread M10 CC401-500mm	14.4422.02.720
Thread M10 CC501-600mm	14.4422.02.730
Thread M10 CC601-700mm	14.4422.02.740
Thread M10 CC701-800mm	14.4422.02.750
Thread M10 CC801-900mm	14.4422.02.760
Thread M10 CC901-1000mm	14.4422.02.770
Thread M10 CC1001-1100mm	14.4422.02.780
Thread M10 CC1101-1200mm	14.4422.02.790
Thread M10 CC1201-1300mm	14.4422.02.800
Thread M10 CC1301-1400mm	14.4422.02.810
Thread M10 CC1401-1500mm	14.4422.02.820
Thread M10 CC1501-1600mm	14.4422.02.830
Thread M10 CC1601-1700mm	14.4422.02.840
Thread M10 CC1701-1800mm	14.4422.02.850
Thread M10 CC1801-1900mm	14.4422.02.860
Thread M10 CC1901-2000mm	14.4422.02.870
Bush CC300mm	14.4424.02.300
Bush CC650mm	14.4424.02.650
Bush CC0-300mm	14.4424.02.700
Bush CC301-400mm	14.4424.02.710
Bush CC401-500mm	14.4424.02.720
Bush CC501-600mm	14.4424.02.730
Bush CC601-700mm	14.4424.02.740
Bush CC701-800mm	14.4424.02.750
Bush CC801-900mm	14.4424.02.760
Bush CC901-1000mm	14.4424.02.770
Bush CC1001-1100mm	14.4424.02.780
Bush CC1101-1200mm	14.4424.02.790
Bush CC1201-1300mm	14.4424.02.800
Bush CC1301-1400mm	14.4424.02.810
Bush CC1401-1500mm	14.4424.02.820
Bush CC1501-1600mm	14.4424.02.830
Bush CC1601-1700mm	14.4424.02.840
Bush CC1701-1800mm	14.4424.02.850
Bush CC1801-1900mm	14.4424.02.860
Bush CC1901-2000mm	14.4424.02.870
Thread M10/Bush CC300mm	14.4428.02.300
Thread M10/Bush CC650mm	14.4428.02.650

Pull handle straight FF Ø32mm



Pull handle straight FF Ø32mm




Description	Item number
Thread M12 CC300mm	14.4622.02.300
Thread M12 CC650mm	14.4622.02.650
Thread M12 CC0-300mm	14.4622.02.700
Thread M12 CC301-400mm	14.4622.02.710
Thread M12 CC401-500mm	14.4622.02.720
Thread M12 CC501-600mm	14.4622.02.730
Thread M12 CC601-700mm	14.4622.02.740
Thread M12 CC701-800mm	14.4622.02.750
Thread M12 CC801-900mm	14.4622.02.760
Thread M12 CC901-1000mm	14.4622.02.770
Thread M12 CC1001-1100mm	14.4622.02.780
Thread M12 CC1101-1200mm	14.4622.02.790
Thread M12 CC1201-1300mm	14.4622.02.800
Thread M12 CC1301-1400mm	14.4622.02.810
Thread M12 CC1401-1500mm	14.4622.02.820
Thread M12 CC1501-1600mm	14.4622.02.830
Thread M12 CC1601-1700mm	14.4622.02.840
Thread M12 CC1701-1800mm	14.4622.02.850
Thread M12 CC1801-1900mm	14.4622.02.860
Thread M12 CC1901-2000mm	14.4622.02.870
Thread M12 CC2001-2100mm	14.4622.02.880
Thread M12 CC2101-2200mm	14.4622.02.890
Thread M12 CC2201-2300mm	14.4622.02.900
Thread M12 CC2301-2400mm	14.4622.02.910
Thread M12 CC2401-2500mm	14.4622.02.920
Thread M12 CC2501-2600mm	14.4622.02.930
Thread M12 CC2601-2700mm	14.4622.02.940
Thread M12 CC2701-2800mm	14.4622.02.950
Thread M12 CC2801-2900mm	14.4622.02.960
Thread M12 CC2901-3000mm	14.4622.02.970
Bush CC300mm	14.4624.02.300
Bush CC650mm	14.4624.02.650
Bush CC0-300mm	14.4624.02.700
Bush CC301-400mm	14.4624.02.710
Bush CC401-500mm	14.4624.02.720
Bush CC501-600mm	14.4624.02.730
Bush CC601-700mm	14.4624.02.740
Bush CC701-800mm	14.4624.02.750
Bush CC801-900mm	14.4624.02.760
Bush CC901-1000mm	14.4624.02.770
Bush CC1001-1100mm	14.4624.02.780
Bush CC1101-1200mm	14.4624.02.790
Bush CC1201-1300mm	14.4624.02.800
Bush CC1301-1400mm	14.4624.02.810
Bush CC1401-1500mm	14.4624.02.820
Bush CC1501-1600mm	14.4624.02.830
Bush CC1601-1700mm	14.4624.02.840
Bush CC1701-1800mm	14.4624.02.850
Bush CC1801-1900mm	14.4624.02.860
Bush CC1901-2000mm	14.4624.02.870
Bush CC2001-2100mm	14.4624.02.880
Bush CC2101-2200mm	14.4624.02.890
Bush CC2201-2300mm	14.4624.02.900
Bush CC2301-2400mm	14.4624.02.910
Bush CC2401-2500mm	14.4624.02.920
Bush CC2501-2600mm	14.4624.02.930
Bush CC2601-2700mm	14.4624.02.940
Bush CC2701-2800mm	14.4624.02.950
Bush CC2801-2900mm	14.4624.02.960
Bush CC2901-3000mm	14.4624.02.970
Thread M12/Bush CC300mm	14.4628.02.300
Thread M12/Bush CC650mm	14.4628.02.650

Heavy straight pull handle Ø20mm



Heavy straight pull handle Ø20mm



Description	Item number
Thread M10 0-300mm	14.4312.02.700
Thread M10 301-500mm	14.4312.02.712
Thread M10 501-700mm	14.4312.02.724
Thread M10 701-900mm	14.4312.02.736
Thread M10 901-1100mm	14.4312.02.748
Thread M10 1101-1300mm	14.4312.02.750
Thread M10 1301-1500mm	14.4312.02.762
Thread M10 1501-1600mm	14.4312.02.774
Thread M10 1601-1700mm	14.4312.02.786
Thread M10 1701-1800mm	14.4312.02.798
Thread M10 1801-1900mm	14.4312.02.800
Thread M10 1901-2000mm	14.4312.02.812
Bush 0-300mm	14.4314.02.701
Bush 301-500mm	14.4314.02.713
Bush 501-700mm	14.4314.02.725
Bush 701-900mm	14.4314.02.737
Bush 901-1100mm	14.4314.02.749
Bush 1101-1300mm	14.4314.02.751
Bush 1301-1500mm	14.4314.02.763
Bush 1501-1600mm	14.4314.02.775
Bush 1601-1700mm	14.4314.02.787
Bush 1701-1800mm	14.4314.02.799
Bush 1801-1900mm	14.4314.02.801
Bush 1901-2000mm	14.4314.02.813

Pull handles with other dimensions are available upon request

Heavy straight pull handle Ø32mm



Heavy straight pull handle Ø32mm



Description

- Thread M12 500-700mm
- Thread M12 701-900mm
- Thread M12 901-1100mm
- Thread M12 1101-1300mm
- Thread M12 1301-1500mm
- Thread M12 1501-1600mm
- Thread M12 1601-1700mm
- Thread M12 1701-1800mm
- Thread M12 1801-1900mm
- Thread M12 1901-2000mm
- Thread M12 2001-2100mm
- Thread M12 2101-2200mm
- Thread M12 2201-2300mm
- Thread M12 2301-2400mm
- Thread M12 2401-2500mm
- Thread M12 2501-2600mm
- Thread M12 2601-2700mm
- Thread M12 2701-2800mm
- Thread M12 2801-2900mm
- Thread M12 2901-3000mm

Item number


- 14.4612.02.010
- 14.4612.02.028
- 14.4612.02.036
- 14.4612.02.044
- 14.4612.02.052
- 14.4612.02.061
- 14.4612.02.079
- 14.4612.02.087
- 14.4612.02.095
- 14.4612.02.109
- 14.4612.02.117
- 14.4612.02.125
- 14.4612.02.133
- 14.4612.02.141
- 14.4612.02.150
- 14.4612.02.168
- 14.4612.02.170
- 14.4612.02.180
- 14.4612.02.190
- 14.4612.02.200

- Bush 500-700mm
- Bush 701-900mm
- Bush 901-1100mm
- Bush 1101-1300mm
- Bush 1301-1500mm
- Bush 1501-1600mm
- Bush 1601-1700mm
- Bush 1701-1800mm
- Bush 1801-1900mm
- Bush 1901-2000mm
- Bush 2001-2100mm
- Bush 2101-2200mm
- Bush 2201-2300mm
- Bush 2301-2400mm
- Bush 2401-2500mm
- Bush 2501-2600mm
- Bush 2601-2700mm
- Bush 2701-2800mm
- Bush 2801-2900mm
- Bush 2901-3000mm

- 14.4614.02.019
- 14.4614.02.027
- 14.4614.02.035
- 14.4614.02.043
- 14.4614.02.051
- 14.4614.02.060
- 14.4614.02.078
- 14.4614.02.086
- 14.4614.02.094
- 14.4614.02.108
- 14.4614.02.116
- 14.4614.02.124
- 14.4614.02.132
- 14.4614.02.141
- 14.4614.02.159
- 14.4614.02.167
- 14.4614.02.170
- 14.4614.02.180
- 14.4614.02.190
- 14.4614.02.200

Pull handles with other dimensions are available upon request

Heavy straight pull handle Ø38mm



Heavy straight pull handle Ø38mm



Description

- Thread M12 500-700mm
- Thread M12 701-900mm
- Thread M12 901-1100mm
- Thread M12 1101-1300mm
- Thread M12 1301-1500mm
- Thread M12 1501-1600mm
- Thread M12 1601-1700mm
- Thread M12 1701-1800mm
- Thread M12 1801-1900mm
- Thread M12 1901-2000mm
- Thread M12 2001-2100mm
- Thread M12 2101-2200mm
- Thread M12 2201-2300mm
- Thread M12 2301-2400mm
- Thread M12 2401-2500mm
- Thread M12 2501-2600mm
- Thread M12 2601-2700mm
- Thread M12 2701-2800mm
- Thread M12 2801-2900mm
- Thread M12 2901-3000mm

Item number

- 14.4812.02.010
- 14.4812.02.028
- 14.4812.02.036
- 14.4812.02.044
- 14.4812.02.052
- 14.4812.02.061
- 14.4812.02.079
- 14.4812.02.087
- 14.4812.02.095
- 14.4812.02.109
- 14.4812.02.117
- 14.4812.02.125
- 14.4812.02.133
- 14.4812.02.141
- 14.4812.02.150
- 14.4812.02.168
- 14.4812.02.170
- 14.4812.02.180
- 14.4812.02.190
- 14.4812.02.200

- Bush 500-700mm
- Bush 701-900mm
- Bush 901-1100mm
- Bush 1101-1300mm
- Bush 1301-1500mm
- Bush 1501-1600mm
- Bush 1601-1700mm
- Bush 1701-1800mm
- Bush 1801-1900mm
- Bush 1901-2000mm
- Bush 2001-2100mm
- Bush 2101-2200mm
- Bush 2201-2300mm
- Bush 2301-2400mm
- Bush 2401-2500mm
- Bush 2501-2600mm
- Bush 2601-2700mm
- Bush 2701-2800mm
- Bush 2801-2900mm
- Bush 2901-3000mm


- 14.4814.02.019
- 14.4814.02.027
- 14.4814.02.035
- 14.4814.02.043
- 14.4814.02.051
- 14.4814.02.060
- 14.4814.02.078
- 14.4814.02.086
- 14.4814.02.094
- 14.4814.02.108
- 14.4814.02.116
- 14.4814.02.124
- 14.4814.02.132
- 14.4814.02.141
- 14.4814.02.159
- 14.4814.02.167
- 14.4814.02.170
- 14.4814.02.180
- 14.4814.02.190
- 14.4814.02.200

Pull handles with other dimensions are available upon request

Circular pull




Circular pull



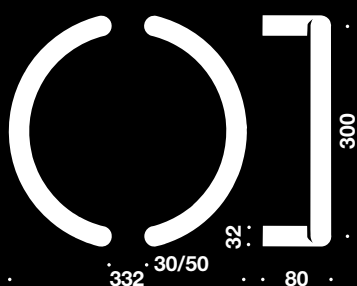
Description
Thread M8 125mm
Bush 125mm

Item number
14.4052.02.124
14.4054.02.123



Thread M8 200mm
Bush 200mm

14.4252.02.201
14.4254.02.201



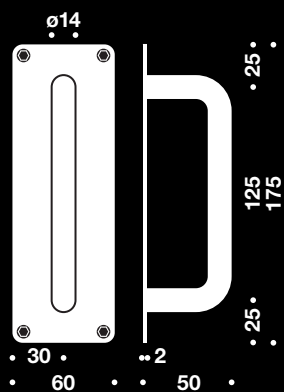
Thread M12 300mm
Bush 300mm

14.4652.02.301
14.4654.02.301

Pull handle on back plate Ø14mm

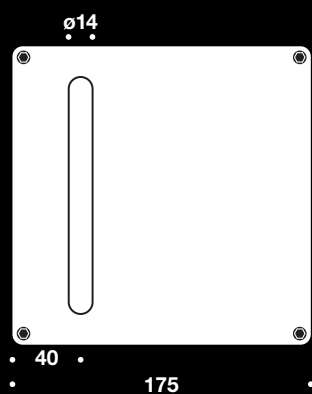


Pull handle on back plate Ø14mm



Description
Straight, 60x175x2mm

Item number
14.4011.02.125



Straight, 175x175x2mm

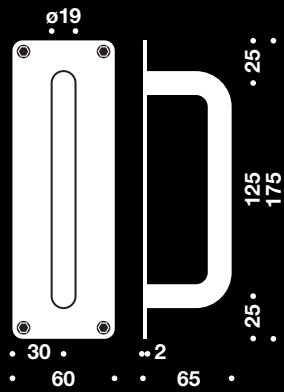
14.4013.02.124



Pull handle on back plate Ø19mm

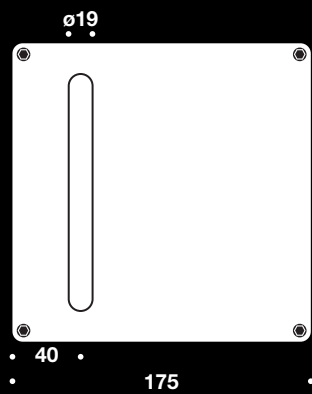


Pull handle on back plate Ø19mm



Description
Straight, 60x175x2mm

Item number
14.4211.02.121



Straight, 175x175x2mm

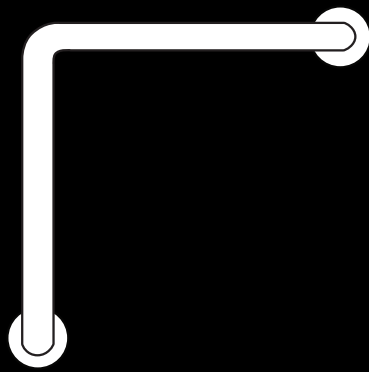
14.4213.02.121



Elbow pull handle Ø16mm



Elbow pull handle Ø16mm




Description

Pair, w/30mm thrust rose, for door thickness up to 45mm, incl. mounting set

Item number

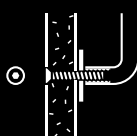
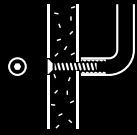
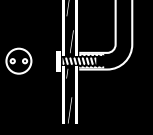
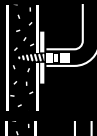
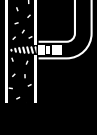
14.4070.02.106



Accessories pulls, Ø14 & Ø19mm

For glass doors with predrilled Ø12mm hole		Length	Qty	Item no.		
Machine screw		Screw 30	2	14.4902.02.308		
		40	2	14.4902.02.405		
		50	2	14.4902.02.502		
		60	2	14.4902.02.600		
		Thrust rose, Ø50	2	14.4960.02.084		
		Length	Qty	Item no.		
Machine screw		Screw 30	2	14.4902.02.308		
		40	2	14.4902.02.405		
		50	2	14.4902.02.502		
		60	2	14.4902.02.600		
				Length	Qty	Item no.
Pignose bolt		Bolt 30	2	14.4920.02.306		
		60	2	14.4920.02.608		
		90	2	14.4920.02.900		
		Timber Thrust rose, Ø30	2	14.4960.02.084		
		Glass Glass fitting f/trust rose	2 1	14.4965.00.106 14.4965.00.408		
		Length	Qty	Item no.		
Pignose bolt		Bolt 30	2	14.4920.02.306		
		60	2	14.4920.02.608		
		90	2	14.4920.02.900		
		Glass Glass fitting, Ø14	1	14.4965.00.106		
		Glass Glass fitting, Ø19	1	14.4965.00.301		
		Length	Qty	Item no.		
Coach screw		Screw 30	2	14.4955.92.309		
		55	2	14.4955.92.554		
		Or bush Thrust rose, Ø30	2	14.4950.00.002 14.4960.02.084		
				Length	Qty	Item no.
		Coach screw		Screw 60	2	14.4955.92.309
80	2			14.4955.92.554		
Or bush	2			14.4950.00.002		
				Length	Qty	Item no.
Back to back				Bolt 30	2	14.4915.92.380
		58	2	14.4915.92.584		
		98	2	14.4915.92.983		
		120	2	14.4915.92.991		
		Timber Thrust rose, Ø30	4	14.4960.02.084		
Glass Thrust rose, Ø30	4	14.4965.00.408				
		Length	Qty	Item no.		
Back to back		Bolt 30	2	14.4915.92.380		
		58	2	14.4915.92.584		
		98	2	14.4915.92.983		
		120	2	14.4915.92.991		
		Glass Ø14	1	14.4965.00.106		
Glass Ø19	1	14.4965.00.301				

Accessories pulls, Ø25mm

For glass doors with predrilled Ø14mm hole		Length	Qty	Item no.		
Machine screw		Screw	50	2	14.4903.02.507	
			60	2	14.4903.02.604	
		Thrust rose, Ø50	2	14.4961.02.101		
		Screw	50	2	14.4903.02.507	
		60	2	14.4903.02.604		
Pignose bolt		Bolt	30	2	14.4922.02.305	
			60	2	14.4922.02.607	
			100	2	14.4922.02.909	
			Thrust rose, Ø50	2	14.4961.02.101	
		Glass	2	14.4965.00.459		
		Bolt	30	2	14.4922.02.305	
			60	2	14.4922.02.607	
			100	2	14.4922.02.909	
		Glass	1	14.4965.00.351		
Coach screw		Screw	60	2	14.4910.91.603	
			80	2	14.4910.91.808	
		Bush		2	14.4952.92.003	
		Thrust rose		2	14.4961.02.101	
		Screw	60	2	14.4910.91.603	
			80	2	14.4910.91.808	
	Bush		2	14.4952.92.003		
Back to back		Bolt	30	2	14.4917.92.303	
			60	2	14.4917.92.605	
			100	2	14.4917.92.109	
			Thrust rose, Ø50	4	14.4961.02.101	
		Glass	1	14.4965.00.459		
		Bolt	30	2	14.4917.92.303	
			60	2	14.4917.92.605	
			100	2	14.4917.92.109	
			Glass	Ø25	1	14.4965.00.106







Accessories pulls, Ø32 & Ø38mm

For glass doors with predrilled Ø16mm hole		Length	Qty	Item no.	
Machine screw		Screw	50	2	14.4904.02.501
			60	2	14.4904.02.609
			Thrust rose, Ø50	2	14.4961.02.127
			Length	Qty	Item no.
		Screw	50	2	14.4904.02.501
			60	2	14.4904.02.609
Pignose bolt		Bolt	30	2	14.4921.02.301
			60	2	14.4921.02.602
			100	2	14.4921.02.106
			Thrust rose, Ø50	2	14.4961.02.127
		Glass		2	14.4965.00.700
			Length	Qty	Item no.
		Bolt	30	2	14.4921.02.301
			60	2	14.4921.02.602
			100	2	14.4921.02.106
		Glass		1	14.4965.00.505
Coach screw		Screw	60	2	14.4911.91.601
			80	2	14.4911.91.806
		Bush		2	14.4954.92.002
		Thrust rose		2	14.4961.02.127
			Length	Qty	Item no.
		Screw	60	2	14.4911.91.601
		80	2	14.4911.91.806	
	Bush		2	14.4954.92.002	
	Back to back		Bolt	30	2
			60	2	14.4916.92.601
			100	2	14.4916.92.104
			Thrust rose, Ø50	4	14.4961.02.127
Glass				1	14.4965.00.700
			Length	Qty	Item no.
		Bolt	30	2	14.4916.92.309
			60	2	14.4916.92.601
			100	2	14.4916.92.104
		Glass	Ø32	1	14.4965.00.505

Screws and bolts for pull handles



Screws and bolts for pull handles

	Description	Item number
	M5x20mm f/Ø10mm cabinet pull handle	14.4900.92.201
	M5x25mm f/Ø10mm cabinet pull handle	14.4900.92.251
	M5x30mm f/Ø10mm cabinet pull handle	14.4900.92.308
	M5x35mm f/Ø10mm cabinet pull handle	14.4900.92.359
	M8x30mm f/Ø14-19mm pull handles	14.4902.02.308
	M8x40mm f/Ø14-19mm pull handles	14.4902.02.405
	M8x50mm f/Ø14-19mm pull handles	14.4902.02.502
	M8x60mm f/Ø14-19mm pull handles	14.4902.02.600
	M10x20mm f/ Ø20-25 mm pull handles	14.4903.02.204
	M10x50mm f/Ø20-25mm pull handles	14.4903.02.507
	M10x60mm f/Ø20-25mm pull handles	14.4903.02.604
	M12x50mm f/Ø30-38mm pull handles	14.4904.02.501
	M12x60mm f/Ø30-38mm pull handles	14.4904.02.609
	M8x60mm f/Ø20-25mm pull handles	14.4910.92.603
	M8x80mm f/Ø20-25mm pull handles	14.4910.92.808
	M10x60mm f/Ø30-38mm pull handles	14.4911.91.601
	M10x80mm f/Ø30-38mm pull handles	14.4911.91.806

Screws and bolts for pull handles



Screws and bolts for pull handles



Description

M8x30mm f/Ø14-19mm pull handles
 M8x60mm f/Ø14-19mm pull handles
 M8x90mm f/Ø14-19mm pull handles

Item number

14.4920.02.306
 14.4920.02.608
 14.4920.02.900



M10x30mm f/Ø20-25mm pull handles
 M10x60mm f/Ø20-25mm pull handles
 M10x90mm f/Ø20-25mm pull handles

14.4922.02.305
 14.4922.02.607
 14.4922.02.909



M12x30mm f/Ø32-38mm pull handles
 M12x60mm f/Ø30-38mm pull handles
 M12x100mm f/Ø30-38mm pull handles

14.4921.02.301
 14.4921.02.602
 14.4921.02.106



M8x30mm f/Ø14-19mm pull handles
 M8x58mm f/Ø14-19mm pull handles
 M8x98mm f/Ø14-19mm pull handles
 M8x120mm f/Ø14-19mm pull handles

14.4915.92.380
 14.4915.92.584
 14.4915.92.983
 14.4915.92.991

M10x30mm f/Ø20-25mm pull handles
 M10x60mm f/Ø20-25mm pull handles
 M10x100mm f/Ø20-25mm pull handles

14.4917.92.303
 14.4917.92.605
 14.4917.92.109

M12x30mm f/Ø32-38mm pull handles
 M12x60mm f/Ø32-38mm pull handles
 M12x100mm f/Ø32-38mm pull handles

14.4916.92.309
 14.4916.92.601
 14.4916.92.104






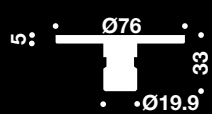


Wood screw 8x30 f/Ø14-19mm pull handles
 Wood screw 8x55 f/Ø14-19mm pull handles

14.4955.92.309
 14.4955.92.554

Fittings for pull handles



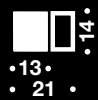
Fittings for pull handles

 	Description Brass, Ø10mm, 9x22x5,5mm f/Ø14-19mm pull handles	Item number 14.4950.00.002
 	Galv., Ø14mm, 9x24x8mm f/Ø20-25mm pull handles Galv., Ø19mm, 9x22x10mm f/Ø30-38mm pull handles	14.4952.92.003 14.4954.92.002
 	Ø20x5,2x1,5mm f/Ø10mm pull handles Ø30x8,2x2mm f/Ø14-19mm pull handles Ø50x8,2x3mm f/Ø20-25mm pull handles Ø50x10,2x3mm f/Ø20-25mm pull handles Ø50x12,2x3mm f/Ø30-38mm pull handles Ø76x5mm f/Ø32mm grab rail	14.4962.02.067 14.4960.02.084 14.4961.02.089 14.4961.02.101 14.4961.02.127 14.4963.02.321
 	F/Ø14mm pull handles F/Ø19mm pull handles F/Ø25mm pull handles F/Ø32/38mm pull handles F/Ø14/19mm pull handles, w/Ø30mm thrust rose F/Ø25mm pull handles, w/Ø50mm thrust rose F/Ø32/38mm pull handles, w/Ø50mm thrust rose	14.4965.00.106 14.4965.00.301 14.4965.00.351 14.4965.00.505 14.4965.00.408 14.4965.00.459 14.4965.00.700

Wall door stop

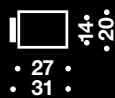


Wall door stop



Description
 Ø14x21mm

Item number
 14.5050.02.009



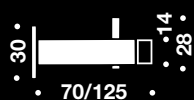
Ø20x31mm

14.5055.02.001



Ø14x70mm
 Ø14x125mm

14.5060.02.002
 14.5060.02.126



Ø14x70mm, w/pin
 Ø14x125mm, w/pin

14.5065.02.005
 14.5065.02.126

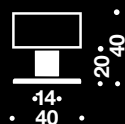
Loose rubber ø14 mm f/ door stop 14.5050+14.5060+145065
 Loose rubber ø20 mm f/ door stop 14.5055

14.9745.00.028
 14.9745.00.061

Floor door stop

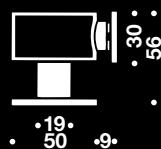


Floor door stop




Description
Ø40x40mm

Item number
14.5070.02.006



Ø50x56mm, w/magnet, normal pull force 8kg
Ø50x56mm, w/magnet, heavy duty pull force 16kg

14.5075.02.009
14.5075.02.010



Ø70x30mm
Ø40x20mm

14.5080.02.000
14.9650.00.004



Turtle Ø80x15mm
Turtle Ø80x30mm

14.5080.02.015
14.5080.02.030

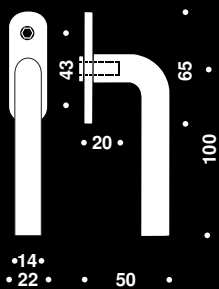
Loose rubber ø40 mm f/door stop 14.5070
Loose rubber w/magnet f/door stop 14.5075
Loose rubber f/door stop 14.9650

14.9745.00.125
14.9745.00.141
14.9745.00.133

Window lever L shape 14mm



Window lever L shape 14mm

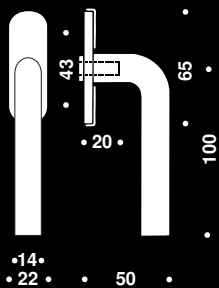


Description

8x8mm sq. spindle hole, solid oval rose 65x22mm, CC43 mm

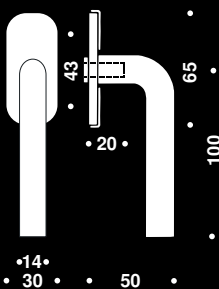
Item number

14.5400.02.000



8x8mm sq. spindle hole, oval snap on cover rose 65x22mm, CC43 mm

14.5401.02.800



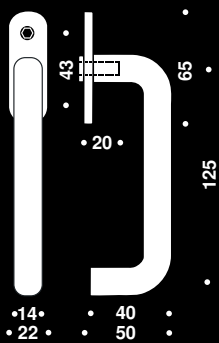
8x8mm sq. spindle hole, oval snap on cover rose 65x30mm, CC43 mm

14.5401.02.801

Window lever U shape 14mm



Window lever U shape 14mm

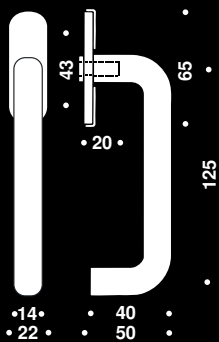


Description

8x8mm sq. spindle hole, solid oval rose 65x22mm, CC43mm

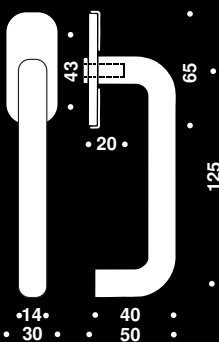
Item number

14.5405.02.000



8x8mm sq. spindle hole, oval snap on cover rose 65x22mm, CC43mm

14.5406.02.800



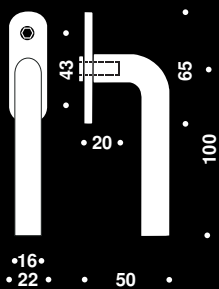
8x8mm sq. spindle hole, oval snap on cover rose 65x30mm, CC43mm

14.5406.02.801

Window lever L shape 16mm



Window lever L shape 16mm

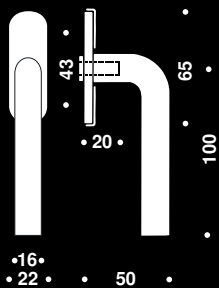


Description

8x8mm sq. spindle hole, solid oval rose 65x22mm, CC43mm

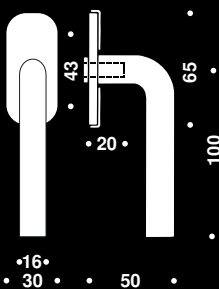
Item number

14.5411.02.001



8x8mm sq. spindle hole, oval snap on cover rose 65x22mm, CC43mm

14.5412.02.000



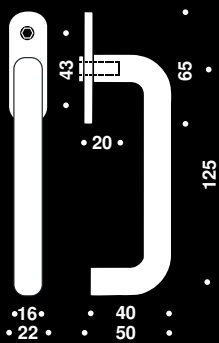
8x8mm sq. spindle hole, oval snap on cover rose 65x30mm, CC43mm

14.5412.02.804

Window lever U shape 16mm



Window lever U shape 16mm

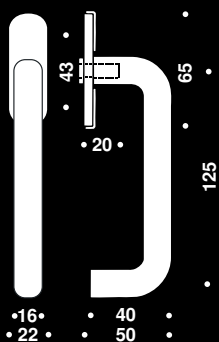


Description

8x8mm sq. spindle hole, solid oval rose 65x22mm, CC43mm

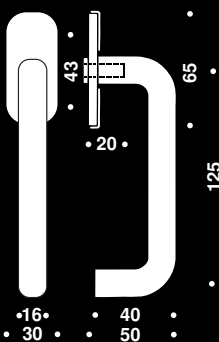
Item number

14.5413.02.001



8x8mm sq. spindle hole, oval snap on cover rose 65x22mm, CC43mm

14.5414.02.000



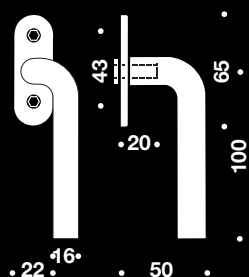
8x8mm sq. spindle hole, oval snap on cover rose 65x30mm, CC43mm

14.5414.02.803

Window lever L shape cranked 16mm



Window lever L shape cranked 16mm



Description

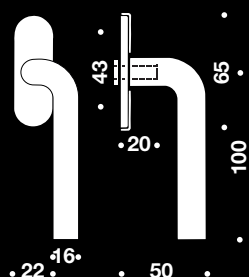
LH, 8x8mm sq. spindle hole, solid oval rose 65x22mm, CC43mm

RH, 8x8mm sq. spindle hole, solid oval rose 65x22mm, CC43mm

Item number

14.5416.02.039

14.5416.02.021

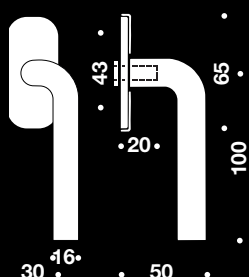


LH, 8x8mm sq. spindle hole, oval snap on cover rose 65x22mm, CC43mm

RH, 8x8mm sq. spindle hole, oval snap on cover rose 65x22mm, CC43mm

14.5418.02.050

14.5418.02.020



LH, 8x8mm sq. spindle hole, oval snap on cover rose 65x30mm, CC43mm

RH, 8x8mm sq. spindle hole, oval snap on cover rose 65x30mm, CC43mm

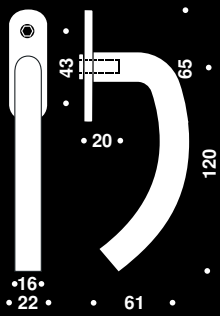
14.5418.02.822

14.5418.02.811

Window lever C shape 16mm



Window lever C shape 16mm

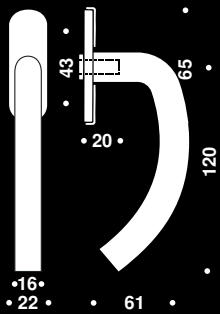


Description

8x8mm sq. spindle hole, solid oval rose 65x22mm, CC43mm

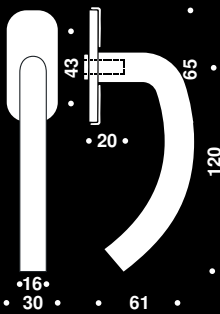
Item number

14.5408.02.100



8x8mm sq. spindle hole, oval snap on cover rose 65x22mm, CC43mm

14.5408.02.000



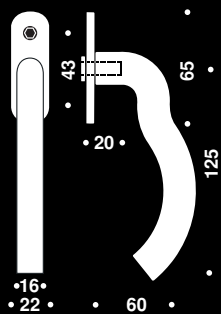
8x8mm sq. spindle hole, oval snap on cover rose 65x30mm, CC43mm

14.5408.02.800

Window lever M shape 16mm



Window lever M shape 16mm

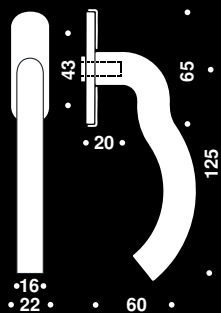


Description

8x8mm sq. spindle hole, solid oval rose 65x22mm, CC43mm

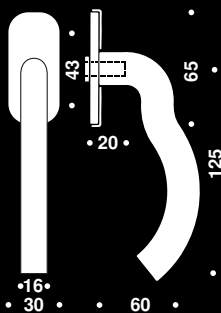
Item number

14.5409.02.100



8x8mm sq. spindle hole, oval snap on cover rose 65x22mm, CC43mm

14.5409.02.000



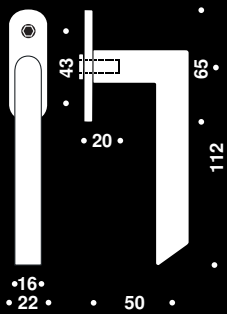
8x8mm sq. spindle hole, oval snap on cover rose 65x30mm, CC43mm

14.5409.02.800

Window lever FF shape 16mm



Window lever FF shape 16mm

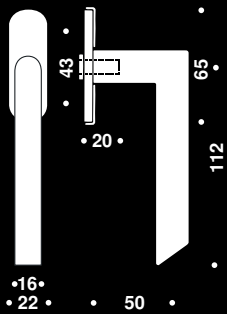


Description

8x8mm sq. spindle hole, solid oval rose 65x22mm, CC43mm

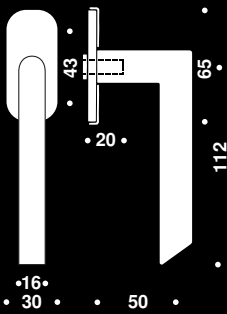
Item number

14.5407.02.100



8x8mm sq. spindle hole, oval snap on cover rose 65x22mm, CC43mm

14.5407.02.000



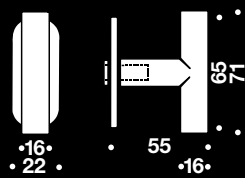
8x8mm sq. spindle hole, oval snap on cover rose 65x30mm, CC43mm

14.5407.02.800

Window lever T shape 16mm



Window lever T shape 16mm

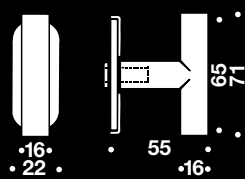


Description

7x7mm sq. spindle hole, solid oval rose 65x22mm, CC43mm

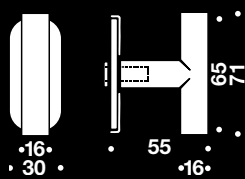
Item number

14.5440.02.100



7x7mm sq. spindle hole, oval snap on cover rose 65x22mm, CC43mm

14.5440.02.000



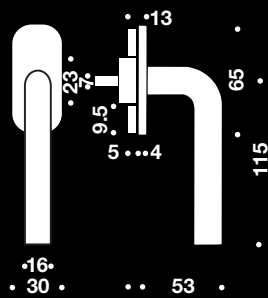
7x7mm sq. spindle hole, oval snap on cover rose 65x30mm, CC43mm

14.5440.02.806

Window lever L shape 16mm CLICK STOP



Window lever L shape 16mm CLICK STOP

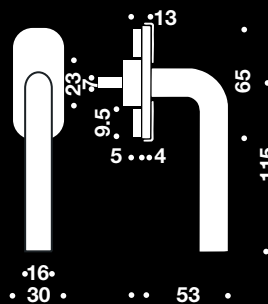


Description

W/7x7mm sq. spindle, oval snap on cover rose 65x30mm, CC43mm, 90°-180°

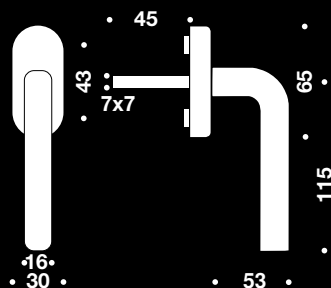
Item number

14.5420.02.027



W/7x7mm sq. spindle, oval snap on cover rose 65x30mm, CC43mm, 90°-135°-180°

14.5420.02.035



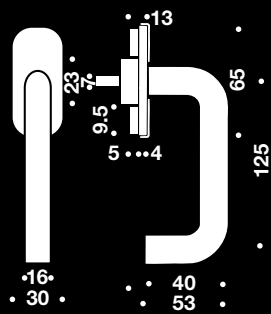
W/7x7mm sq. spindle, oval snap on cover HIGH rose 65x30mm, CC43mm, 90°-180°

14.5420.02.040

Window lever U shape 16mm CLICK STOP



Window lever U shape 16mm CLICK STOP

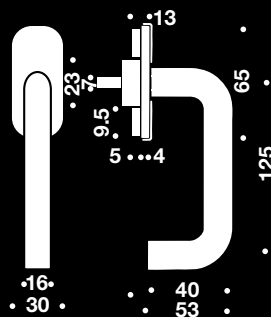


Description

W/7x7mm sq. spindle, oval snap on cover rose 65x30mm, CC43mm, 90°-180°

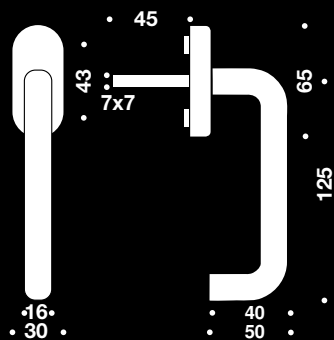
Item number

14.5425.02.020



W/7x7mm sq. spindle, oval snap on cover rose 65x30mm, CC43mm, 90°-135°-180°

14.5425.02.038



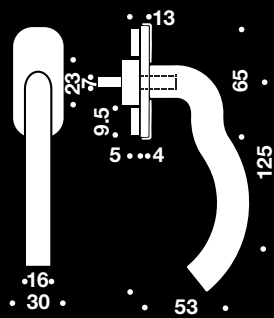
W/7x7mm sq. spindle, oval snap on cover HIGH rose 65x30mm, CC43mm, 90°-180°

14.5425.02.040

Window lever M shape 16mm CLICK STOP



Window lever M shape 16mm CLICK STOP

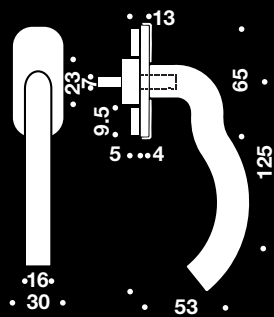


Description

W/7x7mm sq. spindle, oval snap on cover rose 65x30mm, CC43mm, 90°-180°

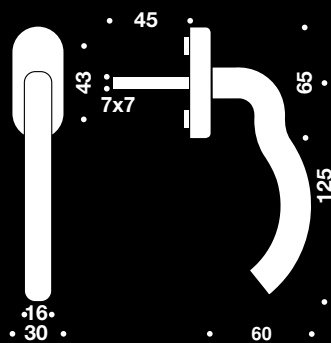
Item number

14.5422.02.020



W/7x7mm sq. spindle, oval snap on cover rose 65x30mm, CC43mm, 90°-135°-180°

14.5422.02.038



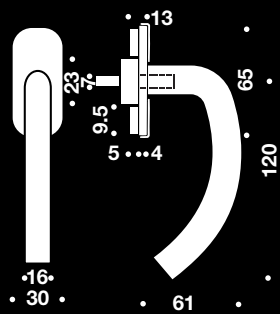
W/7x7mm sq. spindle, oval snap on cover HIGH rose 65x30mm, CC43mm, 90°-180°

14.5422.02.040

Window lever C shape 16mm CLICK STOP



Window lever C shape 16mm CLICK STOP

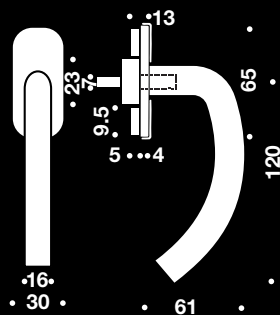


Description

W/7x7mm sq. spindle, oval snap on cover rose 65x30mm, CC43mm, 90°-180°

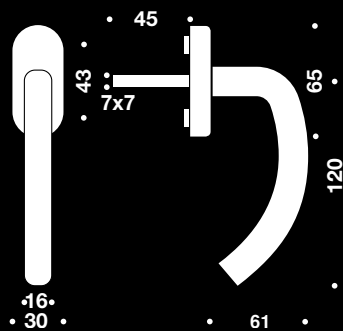
Item number

14.5421.02.020



W/7x7mm sq. spindle, oval snap on cover rose 65x30mm, CC43mm, 90°-135°-180°

14.5421.02.038



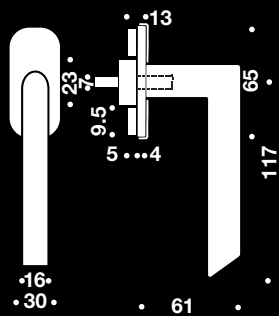
W/7x7mm sq. spindle, oval snap on cover HIGH rose 65x30mm, CC43mm, 90°-180°

14.5421.02.040

Window lever FF shape 16mm CLICK STOP



Window lever FF shape 16mm CLICK STOP

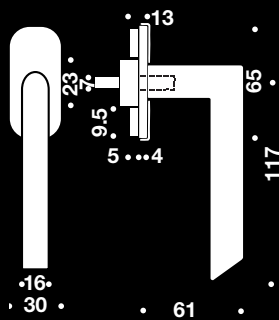


Description

W/7x7mm sq. spindle, oval snap on cover rose 65x30mm, CC43mm, 90°-180°

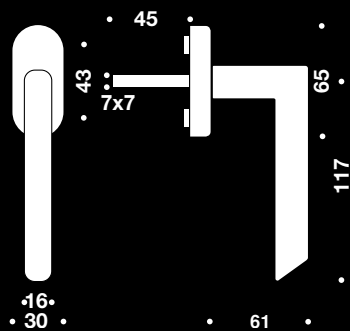
Item number

14.5423.02.020



W/7x7mm sq. spindle, oval snap on cover rose 65x30mm, CC43mm, 90°-135°-180°

14.5423.02.038



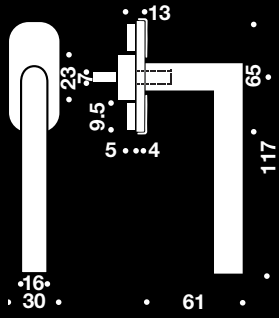
W/7x7mm sq. spindle, oval snap on cover HIGH rose 65x30mm, CC43mm, 90°-180°

14.5423.02.040

Window lever FFG shape 16mm CLICK STOP



Window lever FFG shape 16mm CLICK STOP



Description

W/7x7mm sq. spindle, oval snap on cover HIGH rose 65x30mm, CC43mm, 90°-180°

Item number

14.5424.02.040

Spindle and reduction bush f/window lever



Spindle and reduction bush f/window lever



Description

7x7mm to 8x8mm
8x8mm to 9x9mm

Item number

14.5452.92.078
14.5452.92.089



7x7mm, 45mm
7x7mm, 50mm
7x7mm, 55mm
7x7mm, 65mm
7x7mm, 75mm

14.5454.92.459
14.5454.92.505
14.5454.92.556
14.5454.92.653
14.5454.92.751



8x8mm to 7x7mm, 45mm

14.5455.92.453

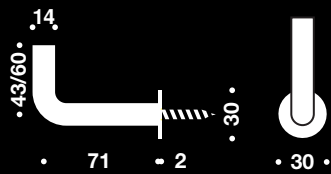
8x8mm, 40mm
8x8mm, 45mm
8x8mm, 50mm
8x8mm, 55mm
8x8mm, 65mm
8x8mm, 75mm
8x8mm, 85mm

14.5456.92.407
14.5456.92.458
14.5456.92.504
14.5456.92.555
14.5456.92.652
14.5456.92.750
14.5456.92.857

Handrail brackets



Handrail brackets



Description

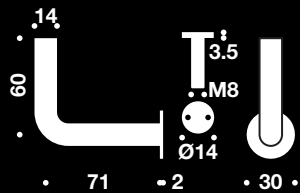
M8, 90°, 73x43mm

M8, 90°, 73x60mm

Item number

14.6000.02.008

14.6005.02.001

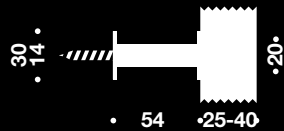


M8, 90°, f/glass fitting, 8-22mm glass thickness

14.6005.02.005

M8, 90°, f/glass fitting, 22-50mm glass thickness

14.6005.02.006



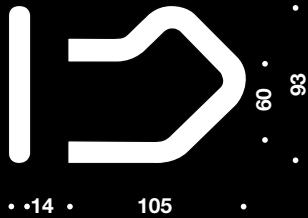
M8, straight 25-40mm, 54mm

14.6010.02.001

Hooks




Hooks



Description
105x93mm

Item number
14.5615.02.006



Ø80mm single
Ø32x1000mm rail, w/5 hooks

14.5625.02.000
14.5620.02.104



Double hook, Ø52mm, 5x55mm

14.6220.00.000